

# Product Datasheet

## TMED2 Antibody - BSA Free

### NBP3-06498-100ul

Unit Size: 100 ul

Store at 4C short term. Aliquot and store at -20C long term. Avoid freeze-thaw cycles.

[www.novusbio.com](http://www.novusbio.com)



[technical@novusbio.com](mailto:technical@novusbio.com)

Protocols, Publications, Related Products, Reviews, Research Tools and Images at:  
[www.novusbio.com/NBP3-06498](http://www.novusbio.com/NBP3-06498)

Updated 2/26/2025 v.20.1

Earn rewards for product  
reviews and publications.

Submit a publication at [www.novusbio.com/publications](http://www.novusbio.com/publications)

Submit a review at [www.novusbio.com/reviews/destination/NBP3-06498](http://www.novusbio.com/reviews/destination/NBP3-06498)



**NBP3-06498-100ul**

TMED2 Antibody - BSA Free

**Product Information**

<b>Unit Size</b>	100 ul
<b>Concentration</b>	Please see the vial label for concentration. If unlisted please contact technical services.
<b>Storage</b>	Store at 4C short term. Aliquot and store at -20C long term. Avoid freeze-thaw cycles.
<b>Clonality</b>	Polyclonal
<b>Preservative</b>	0.03% Proclin 300
<b>Isotype</b>	IgG
<b>Purity</b>	Antigen and protein A Affinity-purified
<b>Buffer</b>	PBS

**Product Description**

<b>Description</b>	This antibody can be stored at 2C-8C for one month without detectable loss of activity. Antibody products are stable for twelve months from date of receipt when stored at -20C to -80C. Avoid repeated freeze-thaw cycles.
<b>Host</b>	Rabbit
<b>Gene ID</b>	10959
<b>Gene Symbol</b>	TMED2
<b>Species</b>	Human
<b>Immunogen</b>	Produced in rabbits immunized with E. coli-derived Human TMED2 fragment.

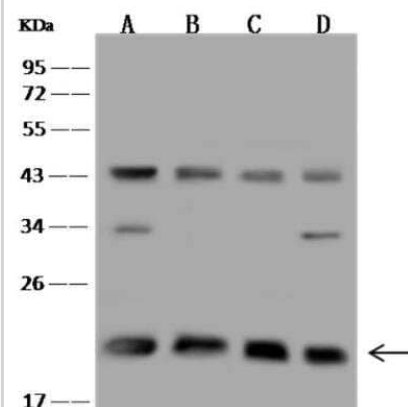
**Product Application Details**

<b>Applications</b>	Western Blot, Immunohistochemistry-Paraffin, Immunoprecipitation
<b>Recommended Dilutions</b>	Western Blot 1:500-1:2000, Immunoprecipitation 1-5uL/mg of lysate, Immunohistochemistry-Paraffin 1:50-1:200

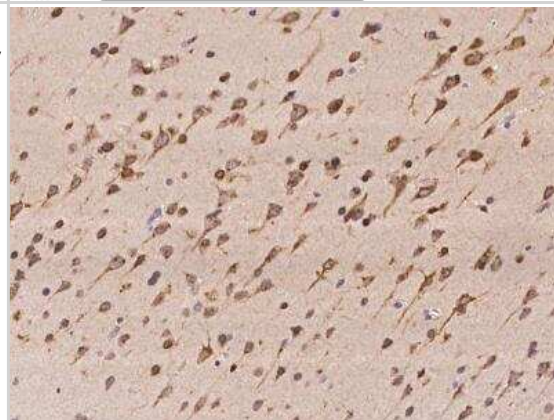


## Images

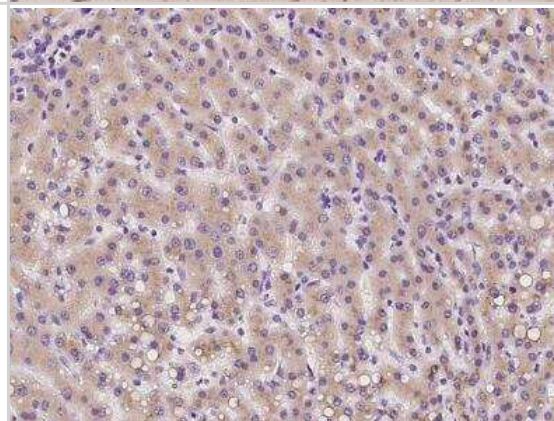
Western Blot: TMED2 Antibody [NBP3-06498] - Lane A: HeLa Whole Cell Lysate Lane B: Jurkat Whole Cell Lysate Lane C: Raji Whole Cell Lysate Lane D: NIH/3T3 Whole Cell Lysate Lysates/proteins at 30 ug per lane. Secondary Goat Anti-Rabbit IgG (H+L)/HRP at 1/10000 dilution. Developed using the ECL technique. Performed under reducing conditions. Predicted band size:23 kDa Observed band size:23 kDa (We are unsure as to the identity of these extra bands.)



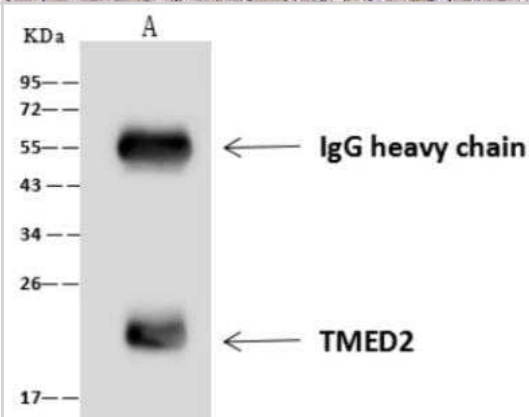
Immunohistochemistry-Paraffin: TMED2 Antibody [NBP3-06498] - Staining of human TMED2 in human brain with rabbit polyclonal antibody at 1:100 dilution.



Immunohistochemistry-Paraffin: TMED2 Antibody [NBP3-06498] - Staining of human TMED2 in human liver with rabbit polyclonal antibody at 1:100 dilution.



Immunoprecipitation: TMED2 Antibody [NBP3-06498] - Lane A:0.5 mg RAJI Whole Cell Lysate 4 uL anti-TMED2 rabbit polyclonal antibody and 60 ug of Immunomagnetic beads Protein A/G. Primary antibody: Anti-TMED2 rabbit polyclonal antibody,at 1:100 dilution Secondary antibody: Goat Anti-Rabbit IgG (H+L)/HRP at 1/10000 dilution Developed using the ECL technique. Performed under reducing conditions. Predicted band size: 23 kDa Observed band size :23 kDa





### **Novus Biologicals USA**

10730 E. Briarwood Avenue  
Centennial, CO 80112  
USA  
Phone: 303.730.1950  
Toll Free: 1.888.506.6887  
Fax: 303.730.1966  
nb-customerservice@bio-techne.com

### **Bio-Techne Canada**

21 Canmotor Ave  
Toronto, ON M8Z 4E6  
Canada  
Phone: 905.827.6400  
Toll Free: 855.668.8722  
Fax: 905.827.6402  
canada.inquires@bio-techne.com

### **Bio-Techne Ltd**

19 Barton Lane  
Abingdon Science Park  
Abingdon, OX14 3NB, United Kingdom  
Phone: (44) (0) 1235 529449  
Free Phone: 0800 37 34 15  
Fax: (44) (0) 1235 533420  
info.EMEA@bio-techne.com

### **General Contact Information**

www.novusbio.com  
Technical Support: nb-technical@bio-techne.com  
Orders: nb-customerservice@bio-techne.com  
General: novus@novusbio.com

### **Products Related to NBP3-06498-100ul**

---

HAF008	Goat anti-Rabbit IgG Secondary Antibody [HRP]
NB7160	Goat anti-Rabbit IgG (H+L) Secondary Antibody [HRP]
NBP2-24891	Rabbit IgG Isotype Control
H00010959-P01-10ug	Recombinant Human TMED2 GST (N-Term) Protein

---

### **Limitations**

This product is for research use only and is not approved for use in humans or in clinical diagnosis. Primary Antibodies are guaranteed for 1 year from date of receipt.

For more information on our 100% guarantee, please visit [www.novusbio.com/guarantee](http://www.novusbio.com/guarantee)

Earn gift cards/discounts by submitting a review: [www.novusbio.com/reviews/submit/NBP3-06498](http://www.novusbio.com/reviews/submit/NBP3-06498)

Earn gift cards/discounts by submitting a publication using this product:  
[www.novusbio.com/publications](http://www.novusbio.com/publications)

