

Product Datasheet

CHMP4A Antibody NBP3-06005-100ul

Unit Size: 100 ul

Store at 4C short term. Aliquot and store at -20C long term. Avoid freeze-thaw cycles.

www.novusbio.com



technical@novusbio.com

Protocols, Publications, Related Products, Reviews, Research Tools and Images at:
www.novusbio.com/NBP3-06005

Updated 12/19/2023 v.20.1

Earn rewards for product
reviews and publications.

Submit a publication at www.novusbio.com/publications

Submit a review at www.novusbio.com/reviews/destination/NBP3-06005



NBP3-06005-100ul

CHMP4A Antibody

Product Information	
Unit Size	100 ul
Concentration	Please see the vial label for concentration. If unlisted please contact technical services.
Storage	Store at 4C short term. Aliquot and store at -20C long term. Avoid freeze-thaw cycles.
Clonality	Polyclonal
Preservative	0.03% Proclin 300
Isotype	IgG
Purity	Antigen and protein A Affinity-purified
Buffer	PBS, pH7.0

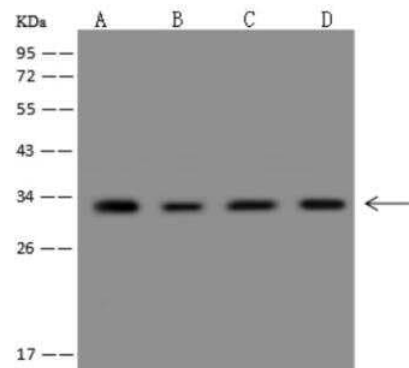
Product Description	
Description	This antibody can be stored at 2C-8C for one month without detectable loss of activity. Antibody products are stable for twelve months from date of receipt when stored at -20C to -80C. Avoid repeated freeze-thaw cycles.
Host	Rabbit
Gene ID	29082
Gene Symbol	CHMP4A
Species	Human
Immunogen	Produced in rabbits immunized with E. coli-derived Human CHMP4A fragment.

Product Application Details	
Applications	Western Blot, Immunohistochemistry, Immunohistochemistry-Paraffin, Immunoprecipitation
Recommended Dilutions	Western Blot 1:500-1:2000, Immunohistochemistry, Immunoprecipitation 1-5ul/mg of lysate, Immunohistochemistry-Paraffin 1:50-1:200

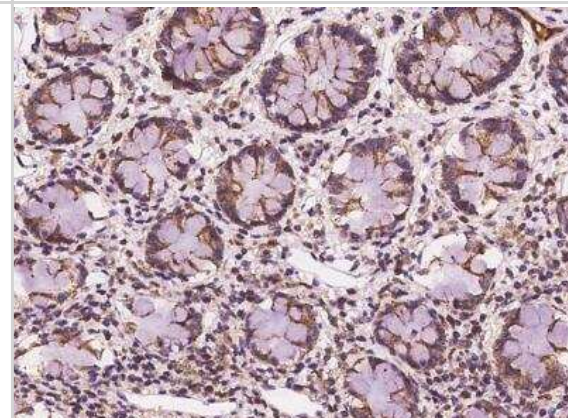


Images

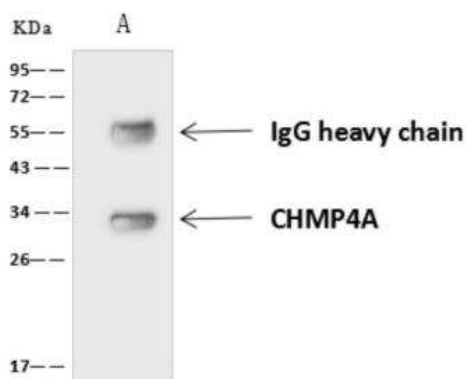
Western Blot: CHMP4A Antibody [NBP3-06005] - Anti-CHMP4A rabbit polyclonal antibody at 1:500 dilution Lane A: HepG2 Whole Cell Lysate Lane B: RT4 Whole Cell Lysate Lane C: HL60 Whole Cell Lysate Lane D: MOLT4 Whole Cell Lysate Lysates/proteins at 30 ug per lane. Secondary Goat Anti-Rabbit IgG (H+L)HRP at 110000 dilution. Developed using the ECL technique. Performed under reducing conditions. Predicted band size:25 kDa Observed band size:32 kDa



Immunohistochemistry-Paraffin: CHMP4A Antibody [NBP3-06005] - Staining of human CHMP4A in human rectum with rabbit polyclonal antibody at 1:100 dilution.



CHMP4A Antibody [NBP3-06005] - CHMP4A was immunoprecipitated using: Lane A:0.5 mg HepG2 Whole Cell Lysate 4 uL anti-CHMP4A rabbit polyclonal antibody and 60 ug of Immunomagnetic beads Protein AG. Primary antibody: Anti-CHMP4A rabbit polyclonal antibody,at 1:100 dilution Secondary antibody: Goat Anti-Rabbit IgG (H+L)HRP at 110000 dilution Developed using the ECL technique. Performed under reducing conditions. Predicted band size: 25 kDa Observed band size :32 kDa"





Novus Biologicals USA

10730 E. Briarwood Avenue
Centennial, CO 80112
USA
Phone: 303.730.1950
Toll Free: 1.888.506.6887
Fax: 303.730.1966
nb-customerservice@bio-techne.com

Bio-Techne Canada

21 Canmotor Ave
Toronto, ON M8Z 4E6
Canada
Phone: 905.827.6400
Toll Free: 855.668.8722
Fax: 905.827.6402
canada.inquires@bio-techne.com

Bio-Techne Ltd

19 Barton Lane
Abingdon Science Park
Abingdon, OX14 3NB, United Kingdom
Phone: (44) (0) 1235 529449
Free Phone: 0800 37 34 15
Fax: (44) (0) 1235 533420
info.EMEA@bio-techne.com

General Contact Information

www.novusbio.com
Technical Support: nb-technical@bio-
techne.com
Orders: nb-customerservice@bio-techne.com
General: novus@novusbio.com

Limitations

This product is for research use only and is not approved for use in humans or in clinical diagnosis. Primary Antibodies are guaranteed for 1 year from date of receipt.

For more information on our 100% guarantee, please visit www.novusbio.com/guarantee

Earn gift cards/discounts by submitting a review: www.novusbio.com/reviews/submit/NBP3-06005

Earn gift cards/discounts by submitting a publication using this product:
www.novusbio.com/publications

