

# Product Datasheet

## **ADP-Sugar Pyrophosphatase/NUDT5 Antibody - Azide and BSA Free** **NBP3-00064-100ul**

Unit Size: 100 ul

Store at 4C short term. Aliquot and store at -20C long term. Avoid freeze-thaw cycles.

[www.novusbio.com](http://www.novusbio.com)



[technical@novusbio.com](mailto:technical@novusbio.com)

Protocols, Publications, Related Products, Reviews, Research Tools and Images at:  
[www.novusbio.com/NBP3-00064](http://www.novusbio.com/NBP3-00064)

Updated 2/26/2025 v.20.1

Earn rewards for product reviews and publications.

Submit a publication at [www.novusbio.com/publications](http://www.novusbio.com/publications)

Submit a review at [www.novusbio.com/reviews/destination/NBP3-00064](http://www.novusbio.com/reviews/destination/NBP3-00064)



**NBP3-00064-100ul**

ADP-Sugar Pyrophosphatase/NUDT5 Antibody - Azide and BSA Free

Product Information	
Unit Size	100 ul
Concentration	Please see the vial label for concentration. If unlisted please contact technical services.
Storage	Store at 4C short term. Aliquot and store at -20C long term. Avoid freeze-thaw cycles.
Clonality	Polyclonal
Preservative	No Preservative
Isotype	IgG
Purity	Antigen and protein A Affinity-purified
Buffer	0.2 um filtered solution in PBS

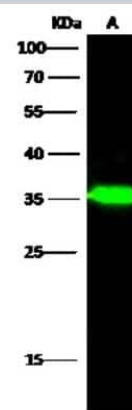
Product Description	
Description	This antibody can be stored at 2C to 8C for one month without detectable loss of activity. Antibody products are stable for twelve months from date of receipt when stored at -20C to -80C. Avoid repeated freeze-thaw cycles.
Host	Rabbit
Gene ID	11164
Gene Symbol	NUDT5
Species	Human
Immunogen	Produced in rabbits immunized with purified, recombinant Human ADP-Sugar Pyrophosphatase/NUDT5 (Uniprot#: Q9UKK9; Glu2-Phe219).

Product Application Details	
Applications	Western Blot, ELISA, Immunoprecipitation, Knockout Validated
Recommended Dilutions	Western Blot 1:500-1:2000, ELISA 1:5000-1:10000, Immunoprecipitation 0.5-2 uL/mg of lysate, Knockout Validated

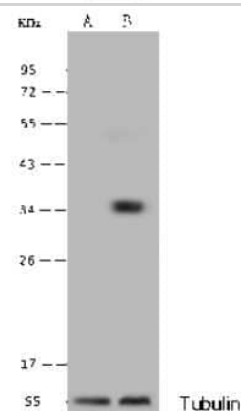


## Images

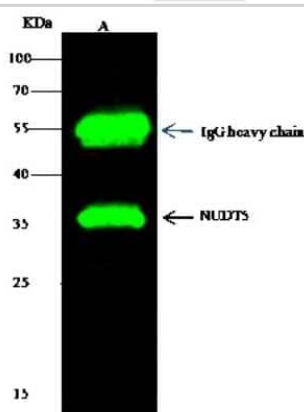
Western Blot: ADP-Sugar Pyrophosphatase/NUDT5 Antibody [NBP3-00064] - Anti-ADP-Sugar Pyrophosphatase/NUDT5 rabbit polyclonal antibody at 1:500 dilution. Lane A: ADP-Sugar Pyrophosphatase/NUDT5 knockout Hela Whole Cell Lysate. Lane B: Hela Whole Cell Lysate. Lysates/proteins at 10 ug per lane. Secondary Goat Anti-Rabbit IgG (H+L)/HRP at 1/10000 dilution. Developed using the ECL technique. Performed under reducing conditions. Predicted band size: 24 kDa. Observed band size: 35 kDa



Western Blot: ADP-Sugar Pyrophosphatase/NUDT5 Antibody [NBP3-00064] - Anti-ADP-Sugar Pyrophosphatase/NUDT5 rabbit polyclonal antibody at 1:500 dilution. Lane A: Hela Whole Cell Lysate. Lysates/proteins at 30 ug per lane. Secondary Goat Anti-Rabbit IgG H&L (Dylight 800) at 1/10000 dilution. Developed using the Odyssey technique. Performed under reducing conditions. Predicted band size: 24 kDa. Observed band size: 35 kDa



Immunoprecipitation: ADP-Sugar Pyrophosphatase/NUDT5 Antibody [NBP3-00064] - ADP-Sugar Pyrophosphatase/NUDT5 was immunoprecipitated using: Lane A: 0.5 mg Hela Whole Cell Lysate. 2 ul anti-ADP-Sugar Pyrophosphatase/NUDT5 rabbit polyclonal antibody and 15 ul of 50 % Protein G agarose. Primary antibody: Anti-ADP-Sugar Pyrophosphatase/NUDT5 rabbit polyclonal antibody, at 1:200 dilution. Secondary antibody: Dylight 800-labeled antibody to rabbit IgG (H+L), at 1:5000 dilution. Developed using the Odyssey technique. Performed under reducing conditions. Predicted band size: 24 kDa. Observed band size: 35 kDa





### **Novus Biologicals USA**

10730 E. Briarwood Avenue  
Centennial, CO 80112  
USA  
Phone: 303.730.1950  
Toll Free: 1.888.506.6887  
Fax: 303.730.1966  
nb-customerservice@bio-techne.com

### **Bio-Techne Canada**

21 Canmotor Ave  
Toronto, ON M8Z 4E6  
Canada  
Phone: 905.827.6400  
Toll Free: 855.668.8722  
Fax: 905.827.6402  
canada.inquires@bio-techne.com

### **Bio-Techne Ltd**

19 Barton Lane  
Abingdon Science Park  
Abingdon, OX14 3NB, United Kingdom  
Phone: (44) (0) 1235 529449  
Free Phone: 0800 37 34 15  
Fax: (44) (0) 1235 533420  
info.EMEA@bio-techne.com

### **General Contact Information**

www.novusbio.com  
Technical Support: nb-technical@bio-techne.com  
Orders: nb-customerservice@bio-techne.com  
General: novus@novusbio.com

### **Products Related to NBP3-00064-100ul**

---

HAF008	Goat anti-Rabbit IgG Secondary Antibody [HRP]
NB7160	Goat anti-Rabbit IgG (H+L) Secondary Antibody [HRP]
NBP2-24891	Rabbit IgG Isotype Control
NBP1-83131PEP	ADP-Sugar Pyrophosphatase/NUDT5 Recombinant Protein Antigen

---

### **Limitations**

This product is for research use only and is not approved for use in humans or in clinical diagnosis. Primary Antibodies are guaranteed for 1 year from date of receipt.

For more information on our 100% guarantee, please visit [www.novusbio.com/guarantee](http://www.novusbio.com/guarantee)

Earn gift cards/discounts by submitting a review: [www.novusbio.com/reviews/submit/NBP3-00064](http://www.novusbio.com/reviews/submit/NBP3-00064)

Earn gift cards/discounts by submitting a publication using this product:  
[www.novusbio.com/publications](http://www.novusbio.com/publications)

