

Product Datasheet

Myosin Light Chain 2 Antibody - BSA Free NBP2-99552-100ul

Unit Size: 100 ul

Store at 4C short term. Aliquot and store at -20C long term. Avoid freeze-thaw cycles.

www.novusbio.com



technical@novusbio.com

Protocols, Publications, Related Products, Reviews, Research Tools and Images at:
www.novusbio.com/NBP2-99552

Updated 2/26/2025 v.20.1

Earn rewards for product
reviews and publications.

Submit a publication at www.novusbio.com/publications

Submit a review at www.novusbio.com/reviews/destination/NBP2-99552



NBP2-99552-100ul

Myosin Light Chain 2 Antibody - BSA Free

Product Information

Unit Size	100 ul
Concentration	Please see the vial label for concentration. If unlisted please contact technical services.
Storage	Store at 4C short term. Aliquot and store at -20C long term. Avoid freeze-thaw cycles.
Clonality	Polyclonal
Preservative	0.03% Proclin 300
Isotype	IgG
Purity	Antigen and protein A Affinity-purified
Buffer	PBS

Product Description


Description	This antibody can be stored at 2C to 8C for one month without detectable loss of activity. Antibody products are stable for twelve months from date of receipt when stored at -20C to -80C. Avoid repeated freeze-thaw cycles.
Host	Rabbit
Gene ID	4633
Gene Symbol	MYL2
Species	Mouse
Immunogen	Produced in rabbits immunized with a synthetic peptide corresponding to the center region of the Human Myosin Light Chain 2

Product Application Details

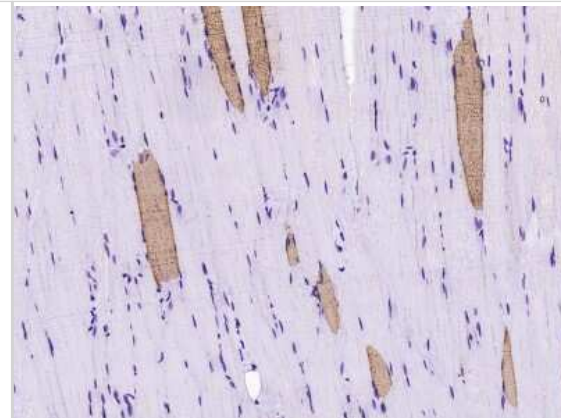
Applications	Western Blot, Immunohistochemistry, Immunohistochemistry-Paraffin
Recommended Dilutions	Western Blot 1:500-1:2000, Immunohistochemistry 1:500-1:2000, Immunohistochemistry-Paraffin 1:500-1:2000

Images

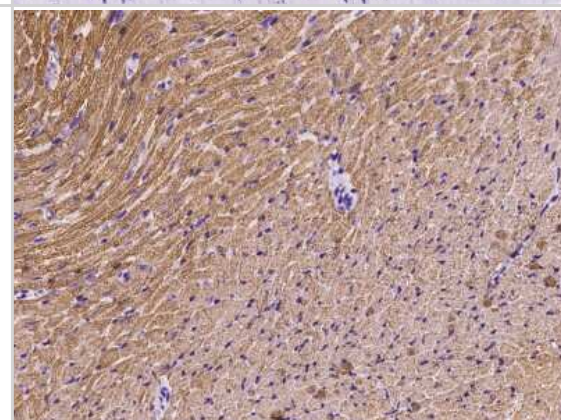
Western Blot: Myosin Light Chain 2 Antibody [NBP2-99552] - Anti-Myosin Light Chain 2 rabbit polyclonal antibody at 1:500 dilution. Lane A: Mouse heart tissue lysate Lane B: Mouse muscle tissue lysate Lysates/proteins at 30 ug per Lane. Secondary Goat Anti-Rabbit-Rabbit IgG (H+L)/HRP at 1/10000 dilution. Developed using the ECL technique. Performed under reducing conditions. Predicted band size: 19 kDa. Observed band size: 19 kDa



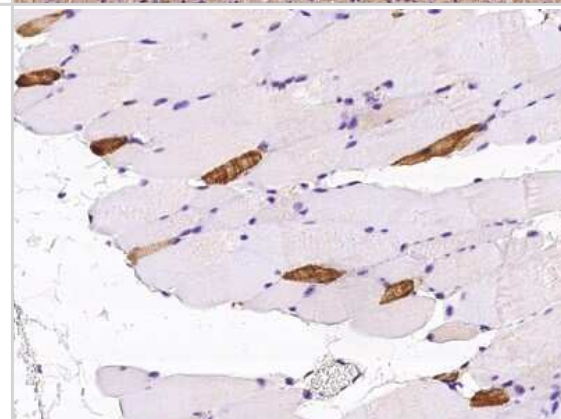
Immunohistochemistry-Paraffin: Myosin Light Chain 2 Antibody [NBP2-99552] - Immunochemical staining of mouse Myosin Light Chain 2 in rat skeletal muscle with rabbit polyclonal antibody at 1:1000 dilution, formalin-fixed paraffin embedded sections.



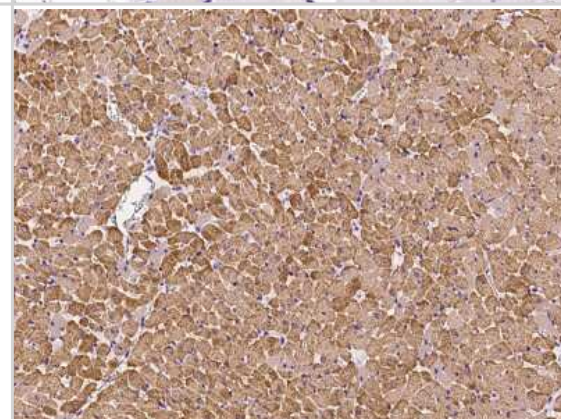
Immunohistochemistry-Paraffin: Myosin Light Chain 2 Antibody [NBP2-99552] - Immunochemical staining of mouse Myosin Light Chain 2 in mouse heart with rabbit polyclonal antibody at 1:1000 dilution, formalin-fixed paraffin embedded sections.



Immunohistochemistry-Paraffin: Myosin Light Chain 2 Antibody [NBP2-99552] - Immunochemical staining of mouse Myosin Light Chain 2 in mouse skeletal muscle with rabbit polyclonal antibody at 1:1000 dilution, formalin-fixed paraffin embedded sections.



Immunohistochemistry-Paraffin: Myosin Light Chain 2 Antibody [NBP2-99552] - Immunochemical staining of mouse Myosin Light Chain 2 in rat heart with rabbit polyclonal antibody at 1:1000 dilution, formalin-fixed paraffin embedded sections.





Novus Biologicals USA

10730 E. Briarwood Avenue
Centennial, CO 80112
USA
Phone: 303.730.1950
Toll Free: 1.888.506.6887
Fax: 303.730.1966
nb-customerservice@bio-techne.com

Bio-Techne Canada

21 Canmotor Ave
Toronto, ON M8Z 4E6
Canada
Phone: 905.827.6400
Toll Free: 855.668.8722
Fax: 905.827.6402
canada.inquires@bio-techne.com

Bio-Techne Ltd

19 Barton Lane
Abingdon Science Park
Abingdon, OX14 3NB, United Kingdom
Phone: (44) (0) 1235 529449
Free Phone: 0800 37 34 15
Fax: (44) (0) 1235 533420
info.EMEA@bio-techne.com

General Contact Information

www.novusbio.com
Technical Support: nb-technical@bio-techne.com
Orders: nb-customerservice@bio-techne.com
General: novus@novusbio.com

Products Related to NBP2-99552-100ul

HAF008	Goat anti-Rabbit IgG Secondary Antibody [HRP]
NB7160	Goat anti-Rabbit IgG (H+L) Secondary Antibody [HRP]
NBP2-24891	Rabbit IgG Isotype Control
NBC1-18536	Recombinant Human Myosin Light Chain 2 His Protein

Limitations

This product is for research use only and is not approved for use in humans or in clinical diagnosis. Primary Antibodies are guaranteed for 1 year from date of receipt.

For more information on our 100% guarantee, please visit www.novusbio.com/guarantee

Earn gift cards/discounts by submitting a review: www.novusbio.com/reviews/submit/NBP2-99552

Earn gift cards/discounts by submitting a publication using this product:
www.novusbio.com/publications

