

# Product Datasheet

## RISC Antibody NBP2-97783-100ul

Unit Size: 100 ul

Store at 4C short term. Aliquot and store at -20C long term. Avoid freeze-thaw cycles.

[www.novusbio.com](http://www.novusbio.com)



[technical@novusbio.com](mailto:technical@novusbio.com)

Protocols, Publications, Related Products, Reviews, Research Tools and Images at:  
[www.novusbio.com/NBP2-97783](http://www.novusbio.com/NBP2-97783)

Updated 6/18/2023 v.20.1

Earn rewards for product  
reviews and publications.

Submit a publication at [www.novusbio.com/publications](http://www.novusbio.com/publications)

Submit a review at [www.novusbio.com/reviews/destination/NBP2-97783](http://www.novusbio.com/reviews/destination/NBP2-97783)



**NBP2-97783-100ul**

RISC Antibody

<b>Product Information</b>	
<b>Unit Size</b>	100 ul
<b>Concentration</b>	Please see the vial label for concentration. If unlisted please contact technical services.
<b>Storage</b>	Store at 4C short term. Aliquot and store at -20C long term. Avoid freeze-thaw cycles.
<b>Clonality</b>	Polyclonal
<b>Preservative</b>	0.03% Proclin 300
<b>Isotype</b>	IgG
<b>Purity</b>	Antigen Affinity-purified
<b>Buffer</b>	PBS (pH 7.0)

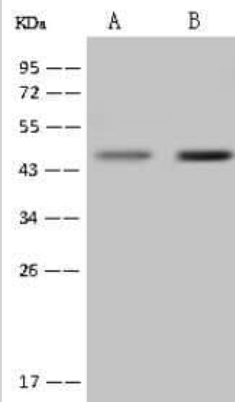
<b>Product Description</b>	
<b>Description</b>	This antibody can be stored at 2C to 8C for one month without detectable loss of activity. Antibody products are stable for twelve months from date of receipt when stored at -20C to -80C. Avoid repeated freeze-thaw cycles.
<b>Host</b>	Rabbit
<b>Gene ID</b>	59342
<b>Gene Symbol</b>	SCPEP1
<b>Species</b>	Human
<b>Immunogen</b>	Produced in rabbits immunized with E. coli-derived Human RISC fragment.

<b>Product Application Details</b>	
<b>Applications</b>	Western Blot, Immunohistochemistry, Immunoprecipitation
<b>Recommended Dilutions</b>	Western Blot 1:2000-1:10000, Immunohistochemistry, Immunoprecipitation 2-5 mcg/mg

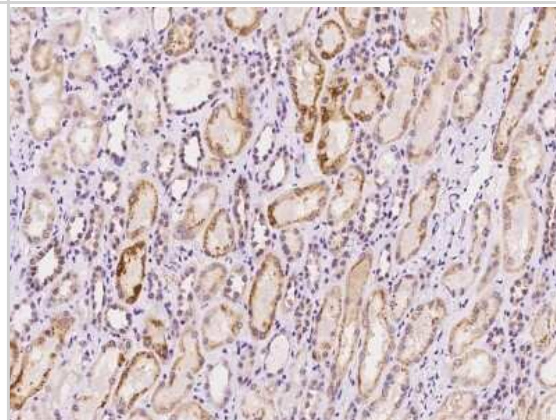


## Images

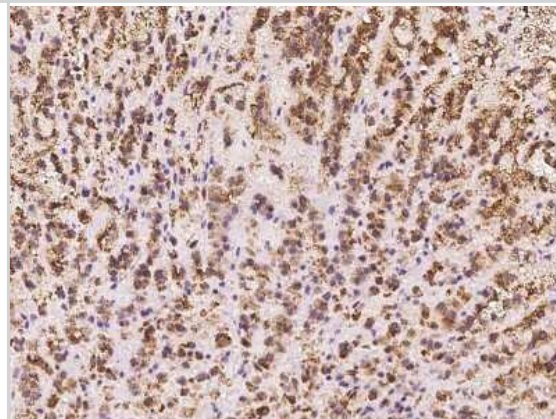
Western Blot: RISC Antibody [NBP2-97783] - Anti-RISC rabbit polyclonal antibody at 1:500 dilution. Lane A: A431 Whole Cell Lysate. Lane B: U-251 MG Whole Cell Lysate. Lysates/proteins at 30 ug per lane. Secondary Goat Anti-Rabbit IgG (H+L)/HRP at 1/10000 dilution. Developed using the ECL technique. Performed under reducing conditions. Predicted band size: 51 kDa



Immunohistochemistry: RISC Antibody [NBP2-97783] - Immunochemical staining of human RISC in human kidney with rabbit polyclonal antibody at 1:100 dilution, formalin-fixed paraffin embedded sections.



Immunohistochemistry: RISC Antibody [NBP2-97783] - Immunochemical staining of human RISC in human adrenal gland with rabbit polyclonal antibody at 1:100 dilution, formalin-fixed paraffin embedded sections.





### **Novus Biologicals USA**

10730 E. Briarwood Avenue  
Centennial, CO 80112  
USA  
Phone: 303.730.1950  
Toll Free: 1.888.506.6887  
Fax: 303.730.1966  
nb-customerservice@bio-techne.com

### **Bio-Techne Canada**

21 Canmotor Ave  
Toronto, ON M8Z 4E6  
Canada  
Phone: 905.827.6400  
Toll Free: 855.668.8722  
Fax: 905.827.6402  
canada.inquires@bio-techne.com

### **Bio-Techne Ltd**

19 Barton Lane  
Abingdon Science Park  
Abingdon, OX14 3NB, United Kingdom  
Phone: (44) (0) 1235 529449  
Free Phone: 0800 37 34 15  
Fax: (44) (0) 1235 533420  
info.EMEA@bio-techne.com

### **General Contact Information**

www.novusbio.com  
Technical Support: nb-technical@bio-techne.com  
Orders: nb-customerservice@bio-techne.com  
General: novus@novusbio.com

### **Limitations**

This product is for research use only and is not approved for use in humans or in clinical diagnosis. Primary Antibodies are guaranteed for 1 year from date of receipt.

For more information on our 100% guarantee, please visit [www.novusbio.com/guarantee](http://www.novusbio.com/guarantee)

Earn gift cards/discounts by submitting a review: [www.novusbio.com/reviews/submit/NBP2-97783](http://www.novusbio.com/reviews/submit/NBP2-97783)

Earn gift cards/discounts by submitting a publication using this product:  
[www.novusbio.com/publications](http://www.novusbio.com/publications)

