

# Product Datasheet

## eIF5A2 Antibody NBP2-96988-100ul

Unit Size: 100 ul

Store at 4C short term. Aliquot and store at -20C long term. Avoid freeze-thaw cycles.

[www.novusbio.com](http://www.novusbio.com)



[technical@novusbio.com](mailto:technical@novusbio.com)

Protocols, Publications, Related Products, Reviews, Research Tools and Images at:  
[www.novusbio.com/NBP2-96988](http://www.novusbio.com/NBP2-96988)

Updated 12/28/2023 v.20.1

Earn rewards for product  
reviews and publications.

Submit a publication at [www.novusbio.com/publications](http://www.novusbio.com/publications)

Submit a review at [www.novusbio.com/reviews/destination/NBP2-96988](http://www.novusbio.com/reviews/destination/NBP2-96988)



**NBP2-96988-100ul**

eIF5A2 Antibody

<b>Product Information</b>	
<b>Unit Size</b>	100 ul
<b>Concentration</b>	Please see the vial label for concentration. If unlisted please contact technical services.
<b>Storage</b>	Store at 4C short term. Aliquot and store at -20C long term. Avoid freeze-thaw cycles.
<b>Clonality</b>	Polyclonal
<b>Preservative</b>	No Preservative
<b>Isotype</b>	IgG
<b>Purity</b>	Affinity purified
<b>Buffer</b>	0.2 um filtered solution in PBS


<b>Product Description</b>	
<b>Description</b>	This antibody can be stored at 2C to 8C for one month without detectable loss of activity. Antibody products are stable for twelve months from date of receipt when stored at -20C to -80C. Avoid repeated freeze-thaw cycles.
<b>Host</b>	Rabbit
<b>Gene ID</b>	56648
<b>Gene Symbol</b>	EIF5A2
<b>Species</b>	Human
<b>Immunogen</b>	Produced in rabbits immunized with purified, recombinant Human eIF5A2 (Q9GZV4; Met1-Lys153).

<b>Product Application Details</b>	
<b>Applications</b>	Western Blot, ELISA, Immunohistochemistry, Immunohistochemistry-Paraffin, Immunoprecipitation
<b>Recommended Dilutions</b>	Western Blot, ELISA, Immunohistochemistry, Immunoprecipitation, Immunohistochemistry-Paraffin

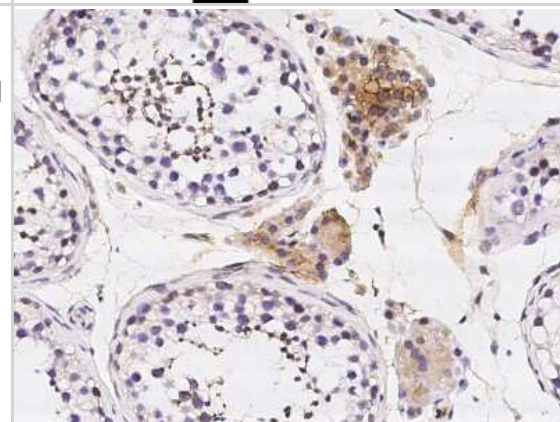


## Images

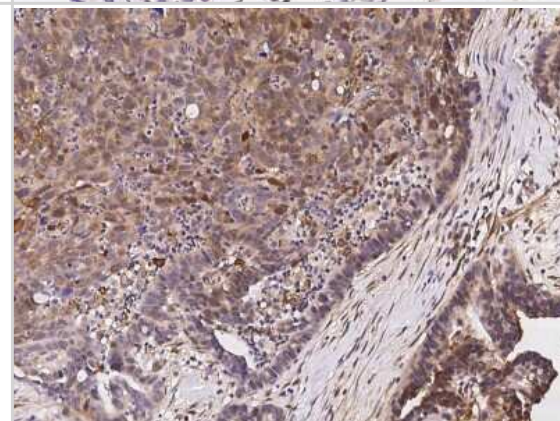
Western Blot: eIF5A2 Antibody [NBP2-96988] - Anti-eIF5A2 rabbit polyclonal antibody at 1:500 dilution. Lane A: 293T Whole Cell Lysate. Lysates/proteins at 30 ug per lane. Secondary Goat Anti-Rabbit IgG H&L (Dylight 800) at 1/10000 dilution. Developed using the Odyssey technique. Performed under reducing conditions. Predicted band size: 14 kDa. Observed band size: 15 kDa



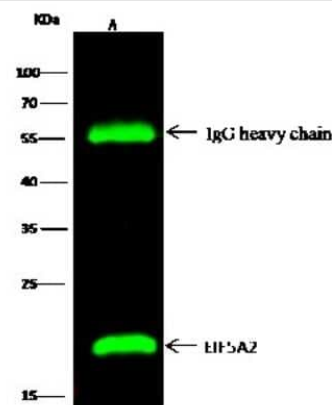
Immunohistochemistry-Paraffin: eIF5A2 Antibody [NBP2-96988] - Immunochemical staining of human eIF5A2 in human testis with rabbit polyclonal antibody at 1:10000 dilution, formalin-fixed paraffin embedded sections.



Immunohistochemistry-Paraffin: eIF5A2 Antibody [NBP2-96988] - Immunochemical staining of human eIF5A2 in human ovarian cancer with rabbit polyclonal antibody at 1:10000 dilution, formalin-fixed paraffin embedded sections.



Immunoprecipitation: eIF5A2 Antibody [NBP2-96988] - eIF5A2 was immunoprecipitated using: Lane A: 0.5 mg 293T Whole Cell Lysate 0.5 ul anti-eIF5A2 rabbit polyclonal antibody and 15 ul of 50 % Protein G agarose. Primary antibody: Anti-eIF5A2 rabbit polyclonal antibody, at 1:500 dilution. Secondary antibody: Dylight 800-labeled antibody to rabbit IgG (H+L), at 1:5000 dilution. Developed using the Odyssey technique. Performed under reducing conditions. Predicted band size: 15 kDa. Observed band size: 17 kDa





### **Novus Biologicals USA**

10730 E. Briarwood Avenue  
Centennial, CO 80112  
USA  
Phone: 303.730.1950  
Toll Free: 1.888.506.6887  
Fax: 303.730.1966  
nb-customerservice@bio-techne.com

### **Bio-Techne Canada**

21 Canmotor Ave  
Toronto, ON M8Z 4E6  
Canada  
Phone: 905.827.6400  
Toll Free: 855.668.8722  
Fax: 905.827.6402  
canada.inquires@bio-techne.com

### **Bio-Techne Ltd**

19 Barton Lane  
Abingdon Science Park  
Abingdon, OX14 3NB, United Kingdom  
Phone: (44) (0) 1235 529449  
Free Phone: 0800 37 34 15  
Fax: (44) (0) 1235 533420  
info.EMEA@bio-techne.com

### **General Contact Information**

www.novusbio.com  
Technical Support: nb-technical@bio-  
techne.com  
Orders: nb-customerservice@bio-techne.com  
General: novus@novusbio.com

### **Limitations**

This product is for research use only and is not approved for use in humans or in clinical diagnosis. Primary Antibodies are guaranteed for 1 year from date of receipt.

For more information on our 100% guarantee, please visit [www.novusbio.com/guarantee](http://www.novusbio.com/guarantee)

Earn gift cards/discounts by submitting a review: [www.novusbio.com/reviews/submit/NBP2-96988](http://www.novusbio.com/reviews/submit/NBP2-96988)

Earn gift cards/discounts by submitting a publication using this product:  
[www.novusbio.com/publications](http://www.novusbio.com/publications)

