

Product Datasheet

RbAp46 Antibody - Azide and BSA Free NBP2-94894-0.1ml

Unit Size: 0.1 ml

Store at -20C. Avoid freeze-thaw cycles.

www.novusbio.com



technical@novusbio.com

Protocols, Publications, Related Products, Reviews, Research Tools and Images at:
www.novusbio.com/NBP2-94894

Updated 11/7/2023 v.20.1

Earn rewards for product
reviews and publications.

Submit a publication at www.novusbio.com/publications

Submit a review at www.novusbio.com/reviews/destination/NBP2-94894



NBP2-94894-0.1ml

RbAp46 Antibody - Azide and BSA Free

Product Information	
Unit Size	0.1 ml
Concentration	Please see the vial label for concentration. If unlisted please contact technical services.
Storage	Store at -20C. Avoid freeze-thaw cycles.
Clonality	Polyclonal
Preservative	0.05% Proclin 300
Isotype	IgG
Purity	Affinity purified
Buffer	PBS (pH 7.3), 50% glycerol

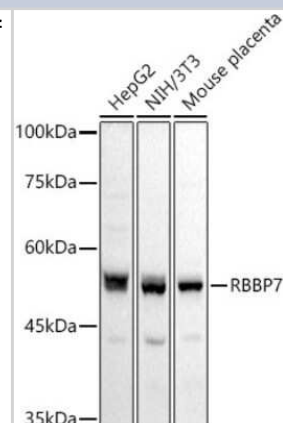
Product Description	
Host	Rabbit
Gene ID	5931
Gene Symbol	RBBP7
Species	Human, Mouse, Rat
Immunogen	Recombinant fusion protein containing a sequence corresponding to amino acids 1-230 of human RbAp46 (NP_002884.1). MASKEMFEDTVEERVINEEYKIWKKNTPFLYDLVMTHALQWPSLTVQWLPEVT KPEGKDYALHWLVLGHTSDEQNHLLVVARVHIPNDDAQFDASHCDSKGEFG GFGSVTGKIECEIKINHEGEVNRARYMPQNPHIATKTPSSDVLVFDYTKHPAKP DPSGECNPDLRLRGHQKEGYGLSWNSNLSGHLLSASDDHTVCLWDINAGPKE GKIVDAKAIFTGHSVVE

Product Application Details	
Applications	Western Blot, Immunocytochemistry/ Immunofluorescence, Immunohistochemistry, Immunohistochemistry-Paraffin, Chromatin Immunoprecipitation (ChIP)
Recommended Dilutions	Western Blot 1:100 - 1:500, Immunohistochemistry 1:50 - 1:200, Immunocytochemistry/ Immunofluorescence 1:50 - 1:200, Immunohistochemistry-Paraffin 1:50 - 1:200, Chromatin Immunoprecipitation (ChIP) 1:50-1:200

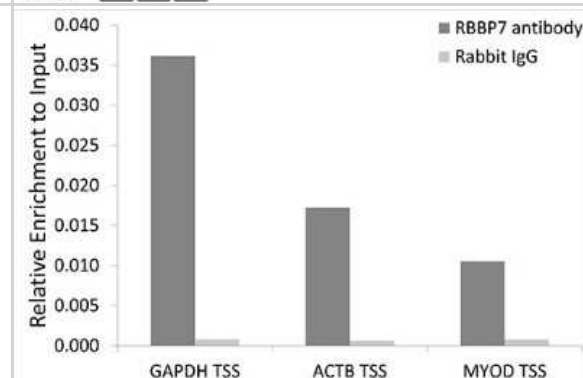


Images

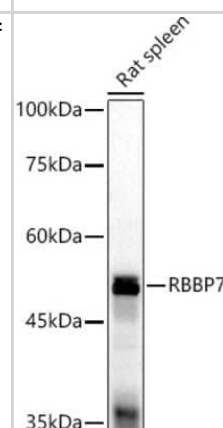
Western Blot: RbAp46 Antibody [NBP2-94894] - Western blot analysis of extracts of various cell lines, using RbAp46 antibody (NBP2-94894) at 1:500 dilution. Secondary antibody: HRP Goat Anti-Rabbit IgG (H+L) at 1:10000 dilution. Lysates/proteins: 25ug per lane. Blocking buffer: 3% nonfat dry milk in TBST. Detection: ECL Basic Kit. Exposure time: 3s.



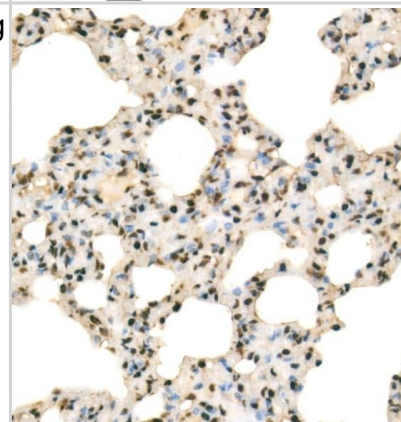
Chromatin Immunoprecipitation: RbAp46 Antibody [NBP2-94894] - Analysis of extracts of 293T cells, using RbAp46 rabbit IgG. The amount of immunoprecipitated DNA was checked by quantitative PCR. Histogram was constructed by the ratios of the immunoprecipitated DNA to the input.



Western Blot: RbAp46 Antibody [NBP2-94894] - Western blot analysis of extracts of Rat spleen, using RbAp46 antibody (NBP2-94894) at 1:500 dilution. Secondary antibody: HRP Goat Anti-Rabbit IgG (H+L) at 1:10000 dilution. Lysates/proteins: 25ug per lane. Blocking buffer: 3% nonfat dry milk in TBST. Detection: ECL Basic Kit. Exposure time: 30s.



Immunohistochemistry-Paraffin-RbAp46 Antibody-NBP2-94894- Rat lung using RbAp46/RBBP7 Rabbit pAb at dilution of 1:100 (40x lens). Perform high pressure antigen retrieval with 10 mM citrate buffer pH 6.0 before commencing with IHC staining protocol.





Novus Biologicals USA

10730 E. Briarwood Avenue
Centennial, CO 80112
USA
Phone: 303.730.1950
Toll Free: 1.888.506.6887
Fax: 303.730.1966
nb-customerservice@bio-techne.com

Bio-Techne Canada

21 Canmotor Ave
Toronto, ON M8Z 4E6
Canada
Phone: 905.827.6400
Toll Free: 855.668.8722
Fax: 905.827.6402
canada.inquires@bio-techne.com

Bio-Techne Ltd

19 Barton Lane
Abingdon Science Park
Abingdon, OX14 3NB, United Kingdom
Phone: (44) (0) 1235 529449
Free Phone: 0800 37 34 15
Fax: (44) (0) 1235 533420
info.EMEA@bio-techne.com

General Contact Information

www.novusbio.com
Technical Support: nb-technical@bio-techne.com
Orders: nb-customerservice@bio-techne.com
General: novus@novusbio.com

Products Related to NBP2-94894-0.1ml

HAF008	Goat anti-Rabbit IgG Secondary Antibody [HRP]
NB7160	Goat anti-Rabbit IgG (H+L) Secondary Antibody [HRP]
NBP2-24891	Rabbit IgG Isotype Control
H00005931-P01-10ug	Recombinant Human RbAp46 GST (N-Term) Protein

Limitations

This product is for research use only and is not approved for use in humans or in clinical diagnosis. Primary Antibodies are guaranteed for 1 year from date of receipt.

For more information on our 100% guarantee, please visit www.novusbio.com/guarantee

Earn gift cards/discounts by submitting a review: www.novusbio.com/reviews/submit/NBP2-94894

Earn gift cards/discounts by submitting a publication using this product:
www.novusbio.com/publications

