

# Product Datasheet

## SLC7A2 Antibody - Azide and BSA Free NBP2-93699-0.1ml

Unit Size: 0.1 ml

Store at -20C. Avoid freeze-thaw cycles.

[www.novusbio.com](http://www.novusbio.com)



[technical@novusbio.com](mailto:technical@novusbio.com)

Protocols, Publications, Related Products, Reviews, Research Tools and Images at:  
[www.novusbio.com/NBP2-93699](http://www.novusbio.com/NBP2-93699)

Updated 9/9/2025 v.20.1

Earn rewards for product  
reviews and publications.

Submit a publication at [www.novusbio.com/publications](http://www.novusbio.com/publications)

Submit a review at [www.novusbio.com/reviews/destination/NBP2-93699](http://www.novusbio.com/reviews/destination/NBP2-93699)



**NBP2-93699-0.1ml**

SLC7A2 Antibody - Azide and BSA Free

**Product Information**

<b>Unit Size</b>	0.1 ml
<b>Concentration</b>	Please see the vial label for concentration. If unlisted please contact technical services.
<b>Storage</b>	Store at -20C. Avoid freeze-thaw cycles.
<b>Clonality</b>	Polyclonal
<b>Preservative</b>	0.05% Proclin 300
<b>Isotype</b>	IgG
<b>Purity</b>	Affinity purified
<b>Buffer</b>	PBS (pH 7.3), 50% glycerol
<b>Target Molecular Weight</b>	72 kDa

**Product Description**

<b>Description</b>	Novus Biologicals Rabbit SLC7A2 Antibody - Azide and BSA Free (NBP2-93699) is a polyclonal antibody validated for use in WB and ELISA. All Novus Biologicals antibodies are covered by our 100% guarantee.
<b>Host</b>	Rabbit
<b>Gene ID</b>	6542
<b>Gene Symbol</b>	SLC7A2
<b>Species</b>	Mouse
<b>Immunogen</b>	A synthetic peptide corresponding to a sequence within amino acids 559-658 of human SLC7A2 (NP_001008539.3). PRNLSSPFIHFKTSEF

**Product Application Details**

<b>Applications</b>	Western Blot, ELISA
<b>Recommended Dilutions</b>	Western Blot 1:500 - 1:1000, ELISA

**Images**

Western Blot: SLC7A2 Antibody - Azide and BSA Free [SLC7A2] - Western blot analysis of various lysates using SLC7A2 Rabbit pAb at 1:1000 dilution.

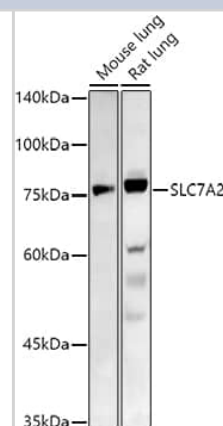
Secondary antibody: HRP-conjugated Goat anti-Rabbit IgG (H+L) at 1:10000 dilution.

Lysates/proteins: 25ug per lane.

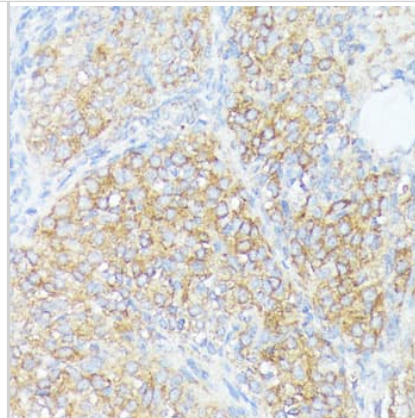
Blocking buffer: 3% nonfat dry milk in TBST.

Detection: ECL Basic Kit .

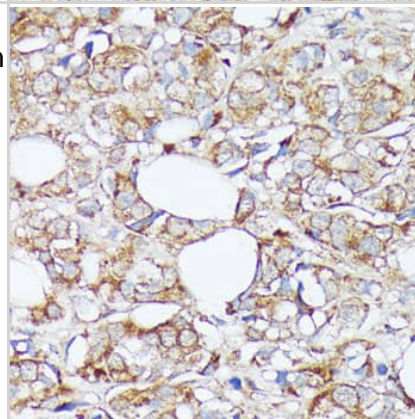
Exposure time: 180s.



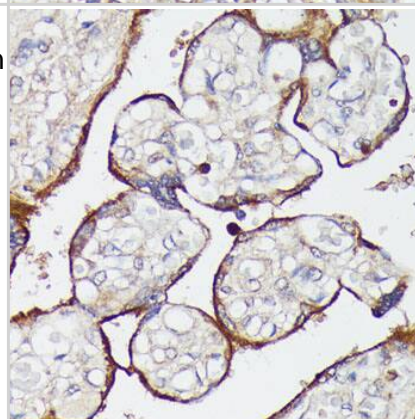
Immunohistochemistry: SLC7A2 Antibody - Azide and BSA Free [SLC7A2] - Immunohistochemistry analysis of paraffin-embedded Rat ovary using SLC7A2 Rabbit pAb at dilution of 1:100 (40x lens). Microwave antigen retrieval performed with 0.01M PBS Buffer (pH 7.2) prior to IHC staining.



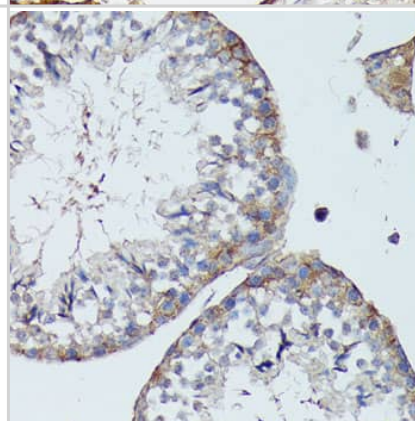
Immunohistochemistry: SLC7A2 Antibody - Azide and BSA Free [SLC7A2] - Immunohistochemistry analysis of paraffin-embedded Human mammary cancer using SLC7A2 Rabbit pAb at dilution of 1:100 (40x lens). Microwave antigen retrieval performed with 0.01M PBS Buffer (pH 7.2) prior to IHC staining.



Immunohistochemistry: SLC7A2 Antibody - Azide and BSA Free [SLC7A2] - Immunohistochemistry analysis of paraffin-embedded Human placenta using SLC7A2 Rabbit pAb at dilution of 1:100 (40x lens). Microwave antigen retrieval performed with 0.01M PBS Buffer (pH 7.2) prior to IHC staining.



Immunohistochemistry: SLC7A2 Antibody - Azide and BSA Free [SLC7A2] - Immunohistochemistry analysis of paraffin-embedded Mouse testis using SLC7A2 Rabbit pAb at dilution of 1:100 (40x lens). Microwave antigen retrieval performed with 0.01M PBS Buffer (pH 7.2) prior to IHC staining.





### **Novus Biologicals USA**

10730 E. Briarwood Avenue  
Centennial, CO 80112  
USA  
Phone: 303.730.1950  
Toll Free: 1.888.506.6887  
Fax: 303.730.1966  
nb-customerservice@bio-techne.com

### **Bio-Techne Canada**

21 Canmotor Ave  
Toronto, ON M8Z 4E6  
Canada  
Phone: 905.827.6400  
Toll Free: 855.668.8722  
Fax: 905.827.6402  
canada.inquires@bio-techne.com

### **Bio-Techne Ltd**

19 Barton Lane  
Abingdon Science Park  
Abingdon, OX14 3NB, United Kingdom  
Phone: (44) (0) 1235 529449  
Free Phone: 0800 37 34 15  
Fax: (44) (0) 1235 533420  
info.EMEA@bio-techne.com

### **General Contact Information**

www.novusbio.com  
Technical Support: nb-technical@bio-techne.com  
Orders: nb-customerservice@bio-techne.com  
General: novus@novusbio.com

### **Products Related to NBP2-93699-0.1ml**

---

HAF008	Goat anti-Rabbit IgG Secondary Antibody [HRP]
NB7160	Goat anti-Rabbit IgG (H+L) Secondary Antibody [HRP]
NBP2-24891	Rabbit IgG Isotype Control
210-TA-005	TNF-alpha [Unconjugated]

---

### **Limitations**

This product is for research use only and is not approved for use in humans or in clinical diagnosis. Primary Antibodies are guaranteed for 1 year from date of receipt.

For more information on our 100% guarantee, please visit [www.novusbio.com/guarantee](http://www.novusbio.com/guarantee)

Earn gift cards/discounts by submitting a review: [www.novusbio.com/reviews/submit/NBP2-93699](http://www.novusbio.com/reviews/submit/NBP2-93699)

Earn gift cards/discounts by submitting a publication using this product:  
[www.novusbio.com/publications](http://www.novusbio.com/publications)

