

Product Datasheet

PSPC1 Antibody - Azide and BSA Free **NBP2-93111-0.1ml**

Unit Size: 0.1 ml

Store at -20C. Avoid freeze-thaw cycles.

www.novusbio.com



technical@novusbio.com

Protocols, Publications, Related Products, Reviews, Research Tools and Images at:
www.novusbio.com/NBP2-93111

Updated 11/7/2023 v.20.1

Earn rewards for product
reviews and publications.

Submit a publication at www.novusbio.com/publications

Submit a review at www.novusbio.com/reviews/destination/NBP2-93111



NBP2-93111-0.1ml

PSPC1 Antibody - Azide and BSA Free

Product Information

Unit Size	0.1 ml
Concentration	Please see the vial label for concentration. If unlisted please contact technical services.
Storage	Store at -20C. Avoid freeze-thaw cycles.
Clonality	Polyclonal
Preservative	0.01% Thimerosal
Isotype	IgG
Purity	Affinity purified
Buffer	PBS (pH 7.3), 50% glycerol

Product Description

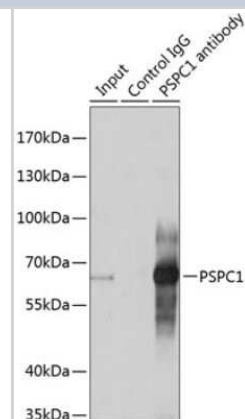
Host	Rabbit
Gene ID	55269
Gene Symbol	PSPC1
Species	Human, Mouse, Rat
Immunogen	Recombinant fusion protein containing a sequence corresponding to amino acids 1-70 of human PSPC1 (NP_001035879.1). MMLRGNLKQVRIEKNPARLRALESARGESEPAAMALALAGEPAPPAPAPP EDHPDEEMGFTIDIKSF

Product Application Details

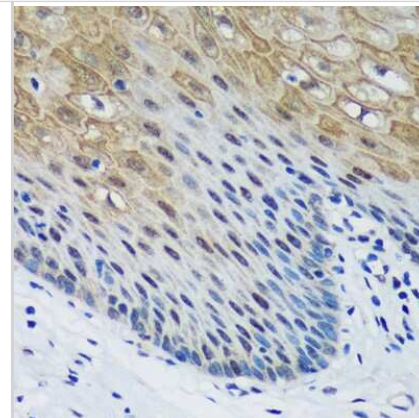
Applications	Western Blot, Immunohistochemistry, Immunohistochemistry-Paraffin, Immunoprecipitation
Recommended Dilutions	Western Blot 1:500-1:2000, Immunohistochemistry 1:50-1:200, Immunoprecipitation 1:50-1:200, Immunohistochemistry-Paraffin

Images

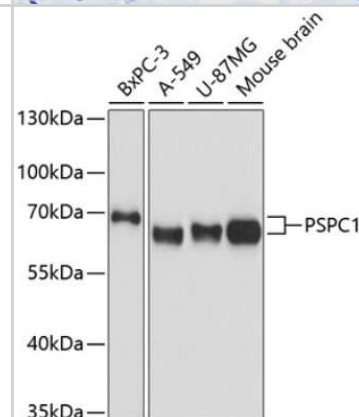
Western Blot: PSPC1 Antibody [NBP2-93111] - Analysis of 200ug extracts of A-549 cells using PSPC1 at a dilution of 1:1000.



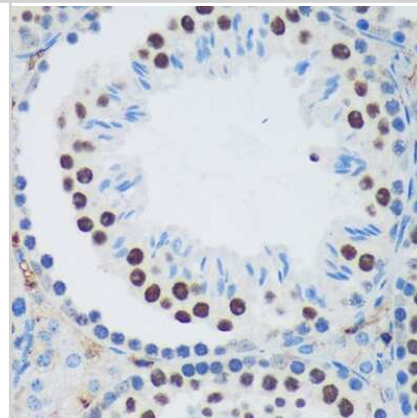
Immunohistochemistry-Paraffin: PSPC1 Antibody [NBP2-93111] -
Immunohistochemistry of paraffin-embedded Human esophageal using
PSPC1 Rabbit pAb (NBP2-93111) at dilution of 1:100 (40x lens).
Perform microwave antigen retrieval with 10 mM PBS buffer pH 7.2
before commencing with IHC staining protocol.



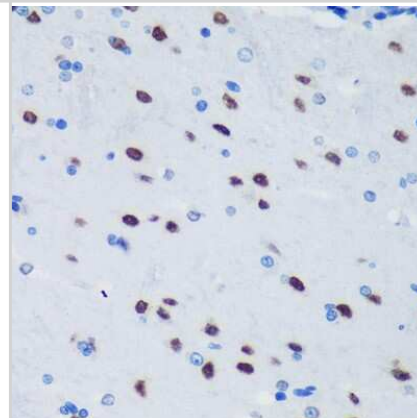
Western Blot: PSPC1 Antibody [NBP2-93111] - Analysis of extracts of
various cell lines, using PSPC1 at 1:3000 dilution. Secondary antibody:
HRP Goat Anti-Rabbit IgG (H+L) at 1:10000 dilution. Lysates/proteins:
25ug per lane. Blocking buffer: 3% nonfat dry milk in TBST. Detection:
ECL Basic Kit . Exposure time: 10s.



Immunohistochemistry-Paraffin: PSPC1 Antibody [NBP2-93111] -
Immunohistochemistry of paraffin-embedded Mouse testis using PSPC1
Rabbit pAb (NBP2-93111) at dilution of 1:100 (40x lens). Perform
microwave antigen retrieval with 10 mM PBS buffer pH 7.2 before
commencing with IHC staining protocol.



Immunohistochemistry-Paraffin: PSPC1 Antibody [NBP2-93111] -
Immunohistochemistry of paraffin-embedded Rat brain using PSPC1
Rabbit pAb (NBP2-93111) at dilution of 1:100 (40x lens). Perform
microwave antigen retrieval with 10 mM PBS buffer pH 7.2 before
commencing with IHC staining protocol.





Novus Biologicals USA

10730 E. Briarwood Avenue
Centennial, CO 80112
USA
Phone: 303.730.1950
Toll Free: 1.888.506.6887
Fax: 303.730.1966
nb-customerservice@bio-techne.com

Bio-Techne Canada

21 Canmotor Ave
Toronto, ON M8Z 4E6
Canada
Phone: 905.827.6400
Toll Free: 855.668.8722
Fax: 905.827.6402
canada.inquires@bio-techne.com

Bio-Techne Ltd

19 Barton Lane
Abingdon Science Park
Abingdon, OX14 3NB, United Kingdom
Phone: (44) (0) 1235 529449
Free Phone: 0800 37 34 15
Fax: (44) (0) 1235 533420
info.EMEA@bio-techne.com

General Contact Information

www.novusbio.com
Technical Support: nb-technical@bio-techne.com
Orders: nb-customerservice@bio-techne.com
General: novus@novusbio.com

Products Related to NBP2-93111-0.1ml

HAF008	Goat anti-Rabbit IgG Secondary Antibody [HRP]
NB7160	Goat anti-Rabbit IgG (H+L) Secondary Antibody [HRP]
NBP2-24891	Rabbit IgG Isotype Control
NBP1-83801PEP	PSPC1 Recombinant Protein Antigen

Limitations

This product is for research use only and is not approved for use in humans or in clinical diagnosis. Primary Antibodies are guaranteed for 1 year from date of receipt.

For more information on our 100% guarantee, please visit www.novusbio.com/guarantee

Earn gift cards/discounts by submitting a review: www.novusbio.com/reviews/submit/NBP2-93111

Earn gift cards/discounts by submitting a publication using this product:
www.novusbio.com/publications

