

Product Datasheet

CD44 Antibody - Azide and BSA Free NBP2-92947-0.1ml

Unit Size: 0.1 ml

Store at -20C. Avoid freeze-thaw cycles.

www.novusbio.com



technical@novusbio.com

Protocols, Publications, Related Products, Reviews, Research Tools and Images at:
www.novusbio.com/NBP2-92947

Updated 9/9/2025 v.20.1

Earn rewards for product
reviews and publications.

Submit a publication at www.novusbio.com/publications

Submit a review at www.novusbio.com/reviews/destination/NBP2-92947



NBP2-92947-0.1ml

CD44 Antibody - Azide and BSA Free

Product Information

| | |
|----------------------|---|
| Unit Size | 0.1 ml |
| Concentration | Please see the vial label for concentration. If unlisted please contact technical services. |
| Storage | Store at -20C. Avoid freeze-thaw cycles. |
| Clonality | Polyclonal |
| Preservative | 0.05% Proclin 300 |
| Isotype | IgG |
| Purity | Affinity purified |
| Buffer | PBS (pH 7.3), 50% glycerol |

Product Description

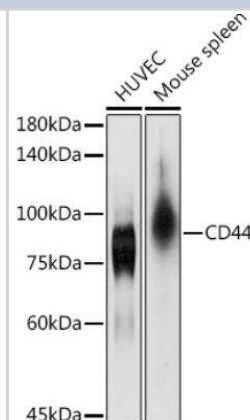
| | |
|--------------------|--|
| Description | Novus Biologicals Knockout (KO) Validated Rabbit CD44 Antibody - Azide and BSA Free (NBP2-92947) is a polyclonal antibody validated for use in IHC, WB and ICC/IF. All Novus Biologicals antibodies are covered by our 100% guarantee. |
| Host | Rabbit |
| Gene ID | 960 |
| Gene Symbol | CD44 |
| Species | Human, Mouse |
| Immunogen | Recombinant fusion protein containing a sequence corresponding to amino acids 20-178 of human CD44 (NP_000601.3). AQIDLNITCRFAGVFHVEKNGRYSISRTEAADLCKAFNSTLPTMAQMEKALSIGF ETCRYGFIEGHVVIPRIHPNSICAANNTGVYILTSNTSQYDTYCFNASAPPEEDC TSVTDLPNAFDGPITITIVNRDGTRYVQKGEYRTNPEDIYPSNPTDDDV |

Product Application Details

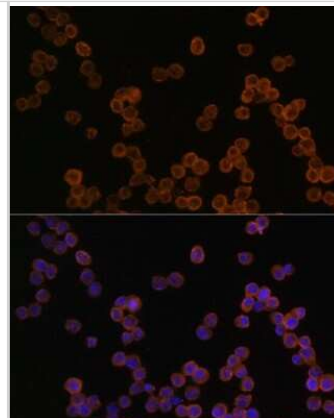
| | |
|------------------------------|--|
| Applications | Western Blot, Immunohistochemistry-Paraffin, Immunocytochemistry/Immunofluorescence, Immunohistochemistry, Knockout Validated |
| Recommended Dilutions | Western Blot 1:500 - 1:1000, Immunohistochemistry 1:50 - 1:200, Immunocytochemistry/ Immunofluorescence 1:50 - 1:200, Immunohistochemistry-Paraffin 1:50 - 1:200, Knockout Validated |

Images

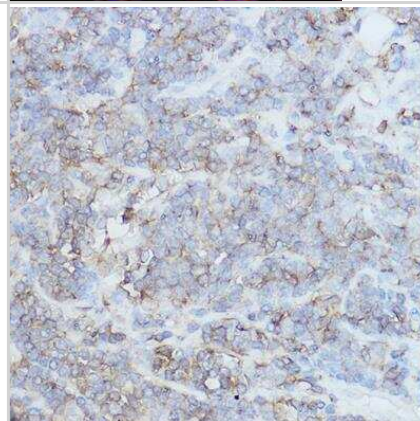
Western Blot: CD44 Antibody [NBP2-92947] - Analysis of extracts of various cell lines, using CD44 antibody at 1:1000 dilution. Secondary antibody: HRP Goat Anti-Rabbit IgG (H+L) at 1:10000 dilution. Lysates/proteins: 25ug per lane. Blocking buffer: 3% nonfat dry milk in TBST. Detection: ECL Basic Kit. Exposure time: 10s.



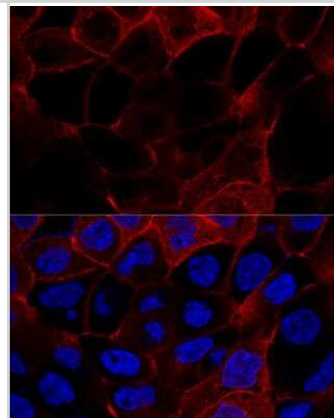
Immunocytochemistry/Immunofluorescence: CD44 Antibody [NBP2-92947] - Analysis of RAW264.7 cells using CD44 at dilution of 1:100. Blue: DAPI for nuclear staining.



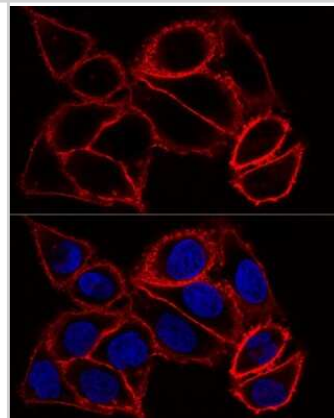
Immunohistochemistry-Paraffin: CD44 Antibody [NBP2-92947] - Human lung cancer using CD44 Rabbit pAb at dilution of 1:250 (40x lens).



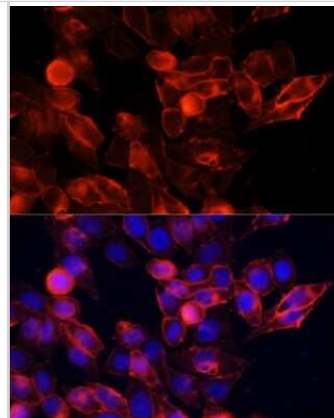
Immunocytochemistry/Immunofluorescence: CD44 Antibody [NBP2-92947] - Analysis of A431 cells using CD44 at dilution of 1:200. Blue: DAPI for nuclear staining.



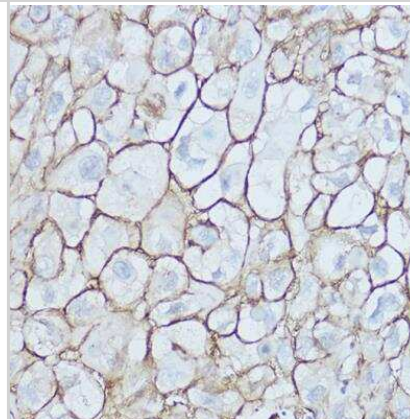
Immunocytochemistry/Immunofluorescence: CD44 Antibody [NBP2-92947] - Analysis of HeLa cells using CD44 at dilution of 1:100. Blue: DAPI for nuclear staining.



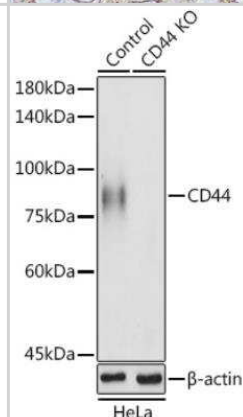
Immunocytochemistry/Immunofluorescence: CD44 Antibody [NBP2-92947] - Analysis of HeLa cells using CD44 at dilution of 1:100. Blue: DAPI for nuclear staining.



Immunohistochemistry-Paraffin: CD44 Antibody [NBP2-92947] - Human esophageal cancer using CD44 Rabbit pAb at dilution of 1:250 (40x lens).



Western Blot: CD44 Antibody [NBP2-92947] - Analysis of extracts of HeLa cells, using CD44 antibody at 1:1000 dilution. Secondary antibody: HRP Goat Anti-Rabbit IgG (H+L) at 1:10000 dilution. Lysates/proteins: 25ug per lane. Blocking buffer: 3% nonfat dry milk in TBST. Detection: ECL Basic Kit. Exposure time: 10s.





Novus Biologicals USA

10730 E. Briarwood Avenue
Centennial, CO 80112
USA
Phone: 303.730.1950
Toll Free: 1.888.506.6887
Fax: 303.730.1966
nb-customerservice@bio-techne.com

Bio-Techne Canada

21 Canmotor Ave
Toronto, ON M8Z 4E6
Canada
Phone: 905.827.6400
Toll Free: 855.668.8722
Fax: 905.827.6402
canada.inquires@bio-techne.com

Bio-Techne Ltd

19 Barton Lane
Abingdon Science Park
Abingdon, OX14 3NB, United Kingdom
Phone: (44) (0) 1235 529449
Free Phone: 0800 37 34 15
Fax: (44) (0) 1235 533420
info.EMEA@bio-techne.com

General Contact Information

www.novusbio.com
Technical Support: nb-technical@bio-techne.com
Orders: nb-customerservice@bio-techne.com
General: novus@novusbio.com

Products Related to NBP2-92947-0.1ml

| | |
|---------------|---|
| HAF008 | Goat anti-Rabbit IgG Secondary Antibody [HRP] |
| NB7160 | Goat anti-Rabbit IgG (H+L) Secondary Antibody [HRP] |
| NBP2-24891 | Rabbit IgG Isotype Control |
| NBP1-84578PEP | CD44 Recombinant Protein Antigen |

Limitations

This product is for research use only and is not approved for use in humans or in clinical diagnosis. Primary Antibodies are guaranteed for 1 year from date of receipt.

For more information on our 100% guarantee, please visit www.novusbio.com/guarantee

Earn gift cards/discounts by submitting a review: www.novusbio.com/reviews/submit/NBP2-92947

Earn gift cards/discounts by submitting a publication using this product:
www.novusbio.com/publications

