

Product Datasheet

COL1A2 Antibody - Azide and BSA Free NBP2-92790-0.1ml

Unit Size: 0.1 ml

Store at -20C. Avoid freeze-thaw cycles.

www.novusbio.com



technical@novusbio.com

Publications: 1

Protocols, Publications, Related Products, Reviews, Research Tools and Images at:
www.novusbio.com/NBP2-92790

Updated 3/26/2025 v.20.1

Earn rewards for product
reviews and publications.

Submit a publication at www.novusbio.com/publications

Submit a review at www.novusbio.com/reviews/destination/NBP2-92790



NBP2-92790-0.1ml

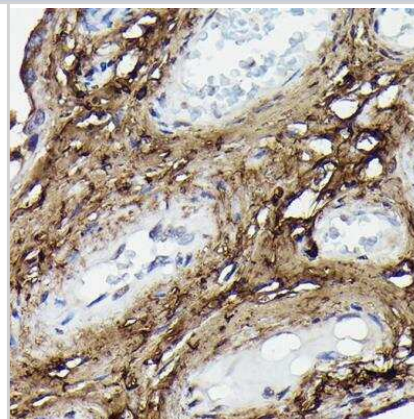
COL1A2 Antibody - Azide and BSA Free

| Product Information | |
|-----------------------------|--|
| Unit Size | 0.1 ml |
| Concentration | Please see the vial label for concentration. If unlisted please contact technical services. |
| Storage | Store at -20C. Avoid freeze-thaw cycles. |
| Clonality | Polyclonal |
| Preservative | 0.02% Sodium Azide |
| Isotype | IgG |
| Purity | Affinity purified |
| Buffer | PBS (pH 7.3), 50% glycerol |
| Target Molecular Weight | 129 kDa |
| Product Description | |
| Host | Rabbit |
| Gene ID | 1278 |
| Gene Symbol | COL1A2 |
| Species | Human, Mouse, Rat |
| Immunogen | A synthetic peptide corresponding to a sequence within amino acids 501-600 of human COL1A2 (NP_000080.2). TGDPGKNGDKGHAGLAGARGAPGPDGNNGAQQPPGPQGVQGGKGEQGPP GPPGFQGLPGPSGPAGEVGKPGERGLHGEFGLPGPAGPRGERGPPGESGAA |
| Product Application Details | |
| Applications | Western Blot, ELISA, Immunocytochemistry/ Immunofluorescence, Immunohistochemistry, Immunohistochemistry-Paraffin |
| Recommended Dilutions | Western Blot 1:500 - 1:1000, ELISA Recommended starting concentration is 1 µg/mL. Please optimize the concentration based on your specific assay requirements., Immunohistochemistry 1:50-1:200, Immunocytochemistry/ Immunofluorescence 1:25-1:200, Immunohistochemistry-Paraffin |

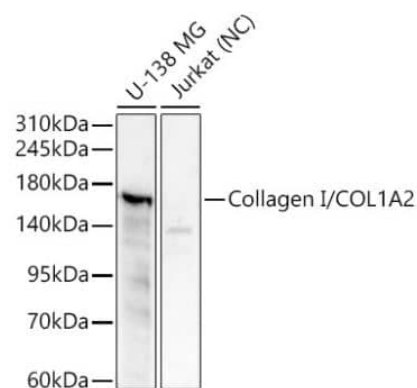


Images

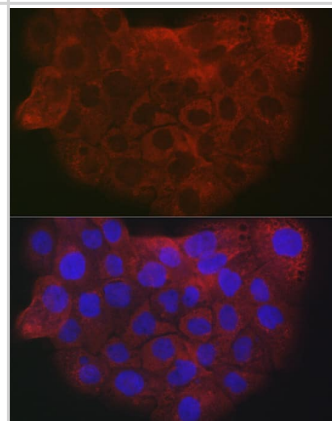
Immunohistochemistry-Paraffin: COL1A2 Antibody [NBP2-92790] - Human placenta using Collagen I/COL1A2 Rabbit pAb (A5786) at dilution of 1:100 (40x lens). Perform high pressure antigen retrieval with 10 mM citrate buffer pH 6.0 before commencing with IHC staining protocol.



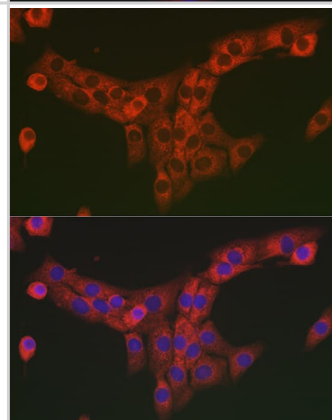
Western Blot: COL1A2 Antibody [NBP2-92790] - Analysis of various lysates, using Collagen I/COL1A2 Rabbit pAb at 1:1000 dilution. Secondary antibody: HRP-conjugated Goat anti-Rabbit IgG (H+L) (AS014) at 1:10000 dilution. Lysates/proteins: 25ug per lane. Blocking buffer: 3% nonfat dry milk in TBST. Detection: ECL Basic Kit. Negative control (NC): Jurkat Exposure time: 30s.



Immunocytochemistry/ Immunofluorescence: COL1A2 Antibody - Azide and BSA Free [NBP2-92790] - Immunofluorescence analysis of A-431 cells using COL1A2 Rabbit pAb at dilution of 1:25. Secondary antibody: Cy3-conjugated Goat anti-Rabbit IgG (H+L) at 1:500 dilution. Blue: DAPI for nuclear staining.



Immunocytochemistry/ Immunofluorescence: COL1A2 Antibody - Azide and BSA Free [NBP2-92790] - Immunofluorescence analysis of NIH/3T3 cells using COL1A2 Rabbit pAb at dilution of 1:25. Secondary antibody: Cy3-conjugated Goat anti-Rabbit IgG (H+L) at 1:500 dilution. Blue: DAPI for nuclear staining.



Publications

Wang Q, Sundar IK, Lucas JH et al. Circadian clock molecule REV-ERB β regulates lung fibrotic progression through collagen stabilization Nature communications 2023-03-09 [PMID: 36894533] (Western Blot, Mouse)

**Novus Biologicals USA**

10730 E. Briarwood Avenue
Centennial, CO 80112
USA
Phone: 303.730.1950
Toll Free: 1.888.506.6887
Fax: 303.730.1966
nb-customerservice@bio-techne.com

Bio-Techne Canada

21 Canmotor Ave
Toronto, ON M8Z 4E6
Canada
Phone: 905.827.6400
Toll Free: 855.668.8722
Fax: 905.827.6402
canada.inquires@bio-techne.com

Bio-Techne Ltd

19 Barton Lane
Abingdon Science Park
Abingdon, OX14 3NB, United Kingdom
Phone: (44) (0) 1235 529449
Free Phone: 0800 37 34 15
Fax: (44) (0) 1235 533420
info.EMEA@bio-techne.com

General Contact Information

www.novusbio.com
Technical Support: nb-technical@bio-techne.com
Orders: nb-customerservice@bio-techne.com
General: novus@novusbio.com

Products Related to NBP2-92790-0.1ml

| | |
|--------------------|---|
| HAF008 | Goat anti-Rabbit IgG Secondary Antibody [HRP] |
| NB7160 | Goat anti-Rabbit IgG (H+L) Secondary Antibody [HRP] |
| NBP2-24891 | Rabbit IgG Isotype Control |
| H00001278-Q01-10ug | Recombinant Human COL1A2 GST (N-Term) Protein |

Limitations

This product is for research use only and is not approved for use in humans or in clinical diagnosis. Primary Antibodies are guaranteed for 1 year from date of receipt.

For more information on our 100% guarantee, please visit www.novusbio.com/guarantee

Earn gift cards/discounts by submitting a review: www.novusbio.com/reviews/submit/NBP2-92790

Earn gift cards/discounts by submitting a publication using this product:
www.novusbio.com/publications

