

Product Datasheet

Ago2/eIF2C2 Antibody (036) - Azide and BSA Free NBP2-90675-100ul

Unit Size: 100 ul

Store at 4C short term. Aliquot and store at -20C long term. Avoid freeze-thaw cycles.

www.novusbio.com



technical@novusbio.com

Protocols, Publications, Related Products, Reviews, Research Tools and Images at:
www.novusbio.com/NBP2-90675

Updated 2/26/2025 v.20.1

Earn rewards for product
reviews and publications.

Submit a publication at www.novusbio.com/publications

Submit a review at www.novusbio.com/reviews/destination/NBP2-90675



NBP2-90675-100ul

Ago2/eIF2C2 Antibody (036) - Azide and BSA Free

Product Information	
Unit Size	100 ul
Concentration	Please see the vial label for concentration. If unlisted please contact technical services.
Storage	Store at 4C short term. Aliquot and store at -20C long term. Avoid freeze-thaw cycles.
Clonality	Monoclonal
Clone	036
Preservative	No Preservative
Isotype	IgG
Purity	Protein A purified
Buffer	0.2 um filtered solution in PBS

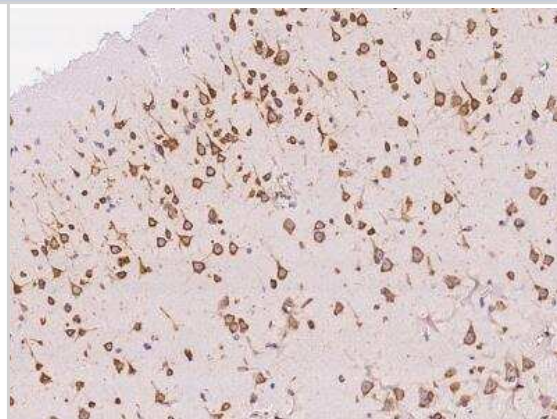
Product Description	
Description	This antibody can be stored at 2C-8C for one month without detectable loss of activity. Antibody products are stable for twelve months from date of receipt when stored at -20C to -80C. Avoid repeated freeze-thaw cycles.
Host	Rabbit
Gene ID	27161
Gene Symbol	AGO2
Species	Mouse
Immunogen	This antibody was obtained from a rabbit immunized with purified, recombinant Mouse Ago2/eIF2C2 (Uniprot#: Q8CJG0; Met1-Ala860).

Product Application Details	
Applications	ELISA, Immunohistochemistry, Immunohistochemistry-Paraffin, Immunoprecipitation
Recommended Dilutions	ELISA 1:5000-1:10000, Immunohistochemistry 1:100-1:500, Immunoprecipitation 1-4 uL/mg of lysate, Immunohistochemistry-Paraffin 1:100-1:500

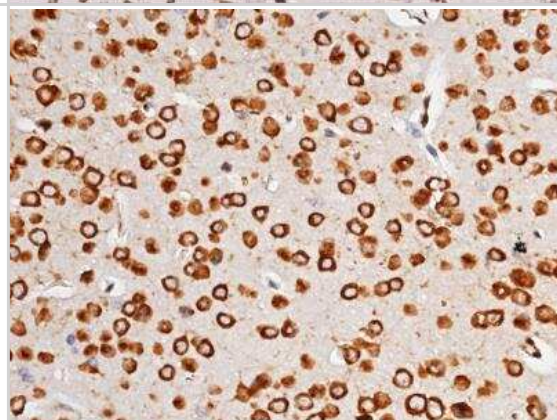


Images


Immunohistochemistry-Paraffin: Ago2/eIF2C2 Antibody (036) [NBP2-90675] - Immunochemical staining of AGO2 in human brain with rabbit monoclonal antibody at 1:200 dilution, formalin-fixed paraffin embedded sections.



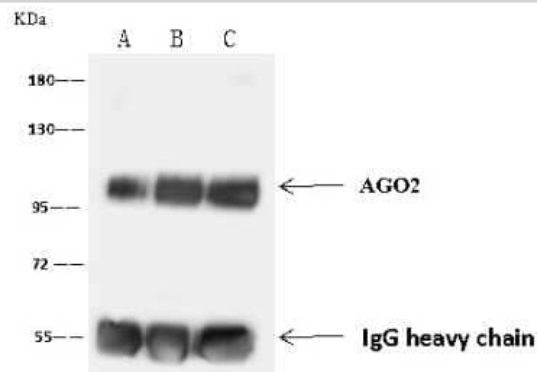
Immunohistochemistry-Paraffin: Ago2/eIF2C2 Antibody (036) [NBP2-90675] - Immunochemical staining of AGO2 in mouse brain with rabbit monoclonal antibody (1:200, formalin-fixed paraffin embedded sections).



Immunoprecipitation: Ago2/eIF2C2 Antibody (036) [NBP2-90675] - AGO2 was immunoprecipitated using: Lane A:0.5 mg K562 Whole Cell Lysate Lane B:0.5 mg Raw264.7 Whole Cell Lysate 2 uL anti-Mouse AGO2 rabbit monoclonal antibody and 15 ul of 50 % Protein G agarose. Primary antibody: Anti-Mouse AGO2 rabbit monoclonal antibody, at 1:100 dilution Secondary antibody: Dylight 800-labeled antibody to rabbit IgG (H+L), at 1:5000 dilution Developed using the odssey technique. Performed under reducing conditions. Predicted band size: 100 kDa Observed band size: 100 kDa



Immunoprecipitation: Ago2/eIF2C2 Antibody (036) [NBP2-90675] - AGO2 was immunoprecipitated using: Lane A:0.5 mg Hela Whole Cell Lysate. Lane B:0.5 mg MCF-7 Whole Cell Lysate. Lane C:0.5 mg HEK293 Whole Cell Lysate 4 uL anti-AGO2 rabbit monoclonal antibody and 60 ug of Immunomagnetic beads Protein A/G. Primary antibody: Anti-AGO2 rabbit monoclonal antibody, at 1:100 dilution Secondary antibody: Goat Anti-Rabbit IgG (H+L)/HRP at 1/10000 dilution Developed using the ECL technique. Performed under reducing conditions. Predicted band size: 100 kDa. Observed band size :100 kDa.





Novus Biologicals USA

10730 E. Briarwood Avenue
Centennial, CO 80112
USA
Phone: 303.730.1950
Toll Free: 1.888.506.6887
Fax: 303.730.1966
nb-customerservice@bio-techne.com

Bio-Techne Canada

21 Canmotor Ave
Toronto, ON M8Z 4E6
Canada
Phone: 905.827.6400
Toll Free: 855.668.8722
Fax: 905.827.6402
canada.inquires@bio-techne.com

Bio-Techne Ltd

19 Barton Lane
Abingdon Science Park
Abingdon, OX14 3NB, United Kingdom
Phone: (44) (0) 1235 529449
Free Phone: 0800 37 34 15
Fax: (44) (0) 1235 533420
info.EMEA@bio-techne.com

General Contact Information

www.novusbio.com
Technical Support: nb-technical@bio-techne.com
Orders: nb-customerservice@bio-techne.com
General: novus@novusbio.com

Products Related to NBP2-90675-100ul

HAF008	Goat anti-Rabbit IgG Secondary Antibody [HRP]
NB7160	Goat anti-Rabbit IgG (H+L) Secondary Antibody [HRP]
NBP2-24891	Rabbit IgG Isotype Control
H00027161-Q01-10ug	Recombinant Human Ago2/eIF2C2 GST (N-Term) Protein

Limitations

This product is for research use only and is not approved for use in humans or in clinical diagnosis. Primary Antibodies are guaranteed for 1 year from date of receipt.

For more information on our 100% guarantee, please visit www.novusbio.com/guarantee

Earn gift cards/discounts by submitting a review: www.novusbio.com/reviews/submit/NBP2-90675

Earn gift cards/discounts by submitting a publication using this product:
www.novusbio.com/publications

