

# Product Datasheet

## Cytokeratin 14 Antibody (101) - Azide and BSA Free NBP2-89198-100ul

Unit Size: 100 ul

Store at 4C short term. Aliquot and store at -20C long term. Avoid freeze-thaw cycles.

[www.novusbio.com](http://www.novusbio.com)



[technical@novusbio.com](mailto:technical@novusbio.com)

### Publications: 1

Protocols, Publications, Related Products, Reviews, Research Tools and Images at:  
[www.novusbio.com/NBP2-89198](http://www.novusbio.com/NBP2-89198)

Updated 7/9/2025 v.20.1

Earn rewards for product  
reviews and publications.

Submit a publication at [www.novusbio.com/publications](http://www.novusbio.com/publications)

Submit a review at [www.novusbio.com/reviews/destination/NBP2-89198](http://www.novusbio.com/reviews/destination/NBP2-89198)



**NBP2-89198-100ul**

Cytokeratin 14 Antibody (101) - Azide and BSA Free

Product Information	
Unit Size	100 ul
Concentration	Please see the vial label for concentration. If unlisted please contact technical services.
Storage	Store at 4C short term. Aliquot and store at -20C long term. Avoid freeze-thaw cycles.
Clonality	Monoclonal
Clone	101
Preservative	No Preservative
Isotype	IgG
Purity	Protein A purified
Buffer	0.2 um filtered solution in PBS

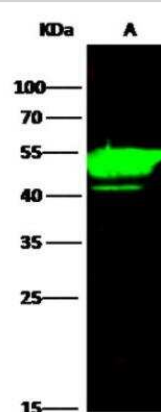
Product Description	
Description	This antibody can be stored at 2C-8C for one month without detectable loss of activity. Antibody products are stable for twelve months from date of receipt when stored at -20C to -80C. Avoid repeated freeze-thaw cycles.
Host	Rabbit
Gene ID	3861
Gene Symbol	KRT14
Species	Human
Immunogen	This antibody was obtained from a rabbit immunized with purified, a synthetic peptide corresponding to the N-terminus of the human Cytokeratin 14.

Product Application Details	
Applications	Western Blot, Immunohistochemistry-Paraffin, Immunoprecipitation
Recommended Dilutions	Western Blot 1:500-1:2000, Immunoprecipitation 1-4 uL/mg of lysate, Immunohistochemistry-Paraffin 1:10000-1:20000

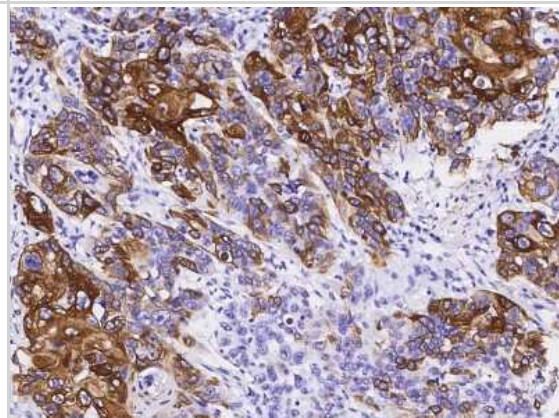


## Images

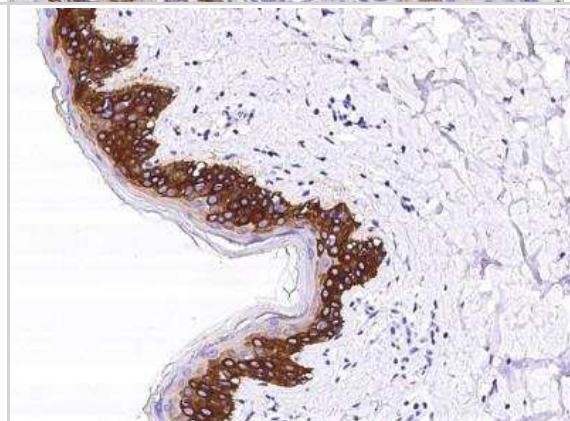
Western Blot: Cytokeratin 14 Antibody (101) [NBP2-89198] - Lane A: A431 Whole Cell Lysate Lysates/proteins at 30 ug per lane. Secondary Goat Anti-Rabbit IgG H&L (Dylight800) at 1/10000 dilution. Developed using the Odyssey technique. Performed under reducing conditions. Predicted band size:52 kDa Observed band size:52 kDa



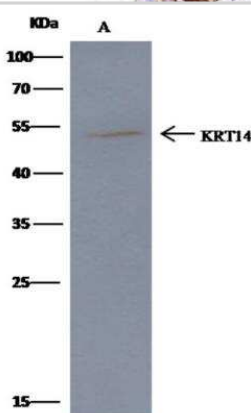
Immunohistochemistry-Paraffin: Cytokeratin 14 Antibody (101) [NBP2-89198] - Immunochemical staining of human Cytokeratin14 in human esophageal carcinoma with rabbit monoclonal antibody (1:20000, formalin-fixed paraffin embedded sections).



Immunohistochemistry-Paraffin: Cytokeratin 14 Antibody (101) [NBP2-89198] - Staining of human CK14 in human skin with rabbit monoclonal antibody (1:20000).



Immunoprecipitation: Cytokeratin 14 Antibody (101) [NBP2-89198] - Lane A:0.5 mg A431 Whole Cell Lysate 2 uL anti-KRT14 rabbit monoclonal antibody and 60 ug of Immunomagnetic beads Protein G. Primary antibody: Anti-KRT14 rabbit monoclonal antibody, at 1:100 dilution Secondary antibody: Clean-Bloto IP Detection Reagent (HRP) at 1:500 dilution Developed using the DAB staining technique. Performed under reducing conditions. Predicted band size: 52 kDa Observed band size: 52 kDa



## Publications

Radtke Aj, Chu Cj, Yaniv Z Et Al. IBEX: An open and extensible method for high content multiplex imaging of diverse tissues arXiv preprint Jan 1 2021 12:00AM



### **Novus Biologicals USA**

10730 E. Briarwood Avenue  
Centennial, CO 80112  
USA  
Phone: 303.730.1950  
Toll Free: 1.888.506.6887  
Fax: 303.730.1966  
nb-customerservice@bio-techne.com

### **Bio-Techne Canada**

21 Canmotor Ave  
Toronto, ON M8Z 4E6  
Canada  
Phone: 905.827.6400  
Toll Free: 855.668.8722  
Fax: 905.827.6402  
canada.inquires@bio-techne.com

### **Bio-Techne Ltd**

19 Barton Lane  
Abingdon Science Park  
Abingdon, OX14 3NB, United Kingdom  
Phone: (44) (0) 1235 529449  
Free Phone: 0800 37 34 15  
Fax: (44) (0) 1235 533420  
info.EMEA@bio-techne.com

### **General Contact Information**

www.novusbio.com  
Technical Support: nb-technical@bio-  
techne.com  
Orders: nb-customerservice@bio-techne.com  
General: novus@novusbio.com

### **Products Related to NBP2-89198-100ul**

---

HAF008	Goat anti-Rabbit IgG Secondary Antibody [HRP]
NB7160	Goat anti-Rabbit IgG (H+L) Secondary Antibody [HRP]
NBP2-24891	Rabbit IgG Isotype Control
NBP1-72467-100ug	Recombinant Human Cytokeratin 14 His Protein

---

### **Limitations**

This product is for research use only and is not approved for use in humans or in clinical diagnosis. Primary Antibodies are guaranteed for 1 year from date of receipt.

For more information on our 100% guarantee, please visit [www.novusbio.com/guarantee](http://www.novusbio.com/guarantee)

Earn gift cards/discounts by submitting a review: [www.novusbio.com/reviews/submit/NBP2-89198](http://www.novusbio.com/reviews/submit/NBP2-89198)

Earn gift cards/discounts by submitting a publication using this product:  
[www.novusbio.com/publications](http://www.novusbio.com/publications)

