

Product Datasheet

PIEZO1 Antibody (CL9714) - BSA Free NBP2-88938

Unit Size: 100 ul

Store at 4C short term. Aliquot and store at -20C long term. Avoid freeze-thaw cycles.

www.novusbio.com



technical@novusbio.com

Publications: 1

Protocols, Publications, Related Products, Reviews, Research Tools and Images at:
www.novusbio.com/NBP2-88938

Updated 9/9/2025 v.20.1

Earn rewards for product
reviews and publications.

Submit a publication at www.novusbio.com/publications

Submit a review at www.novusbio.com/reviews/destination/NBP2-88938



NBP2-88938

PIEZO1 Antibody (CL9714) - BSA Free

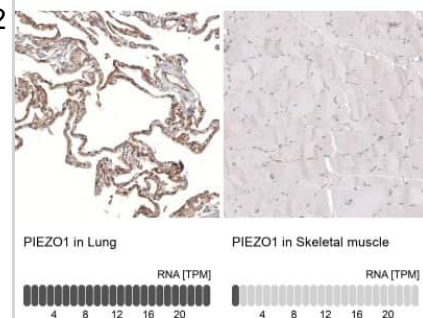
Product Information	
Unit Size	100 ul
Concentration	Concentrations vary lot to lot. See vial label for concentration. If unlisted please contact technical services.
Storage	Store at 4C short term. Aliquot and store at -20C long term. Avoid freeze-thaw cycles.
Clonality	Monoclonal
Clone	CL9714
Preservative	0.02% Sodium Azide
Isotype	IgG1
Purity	Protein A purified
Buffer	PBS, pH 7.2, containing 40% glycerol

Product Description	
Description	Novus Biologicals Mouse PIEZO1 Antibody (CL9714) - BSA Free (NBP2-88938) is a monoclonal antibody validated for use in IHC and WB. Anti-PIEZO1 Antibody: Cited in 1 publication. All Novus Biologicals antibodies are covered by our 100% guarantee.
Host	Mouse
Gene ID	9780
Gene Symbol	PIEZO1
Species	Human
Immunogen	This antibody was developed using a synthetic peptide derived from Q92508, with the exact immunogen sequence remaining proprietary.

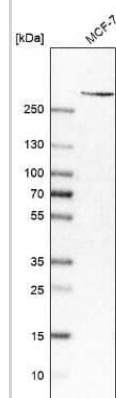
Product Application Details	
Applications	Western Blot, Immunohistochemistry-Paraffin, Immunohistochemistry
Recommended Dilutions	Western Blot 1 ug/ml, Immunohistochemistry 1:200 - 1:500, Immunohistochemistry-Paraffin 1:200 - 1:500
Application Notes	For IHC-Paraffin, HIER pH 6 retrieval is recommended.

Images

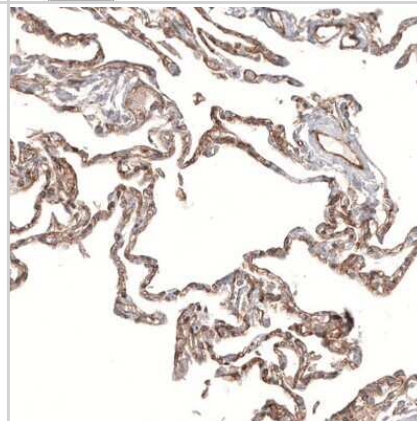
Immunohistochemistry-Paraffin: PIEZO1 Antibody (CL9714) [NBP2-88938] - Analysis in human lung and skeletal muscle tissues using NBP2-88938 antibody. Corresponding PIEZO1 RNA-seq data are presented for the same tissues.



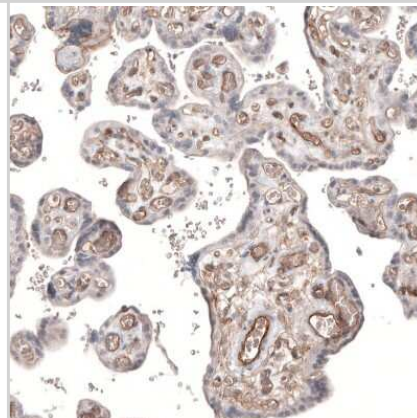
Western Blot: PIEZO1 Antibody (CL9714) [NBP2-88938] - Analysis in human cell line MCF-7.



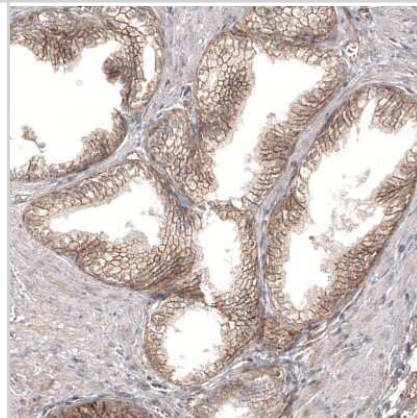
Immunohistochemistry-Paraffin: PIEZO1 Antibody (CL9714) [NBP2-88938] - Staining of human lung shows moderate membranous positivity in pneumocytes.



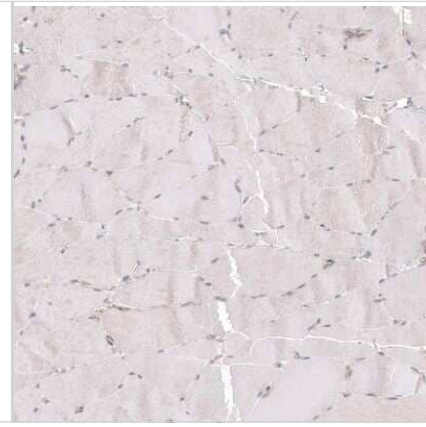
Immunohistochemistry-Paraffin: PIEZO1 Antibody (CL9714) [NBP2-88938] - Staining of human placenta shows moderate membranous positivity in endothelial cells.



Immunohistochemistry-Paraffin: PIEZO1 Antibody (CL9714) [NBP2-88938] - Staining of human prostate shows moderate membranous positivity in glandular cells.



Immunohistochemistry-Paraffin: PIEZO1 Antibody (CL9714) [NBP2-88938] - Staining of human skeletal muscle shows no positivity in myocytes as expected.



Publications

Zhou Z, Li J, Martinac B, Cox C Loss-of-Function Piezo1 Mutations Display Altered Stability Driven by Ubiquitination and Proteasomal Degradation *Frontiers in Pharmacology* 2021-11-19 [PMID: 34867393] (WB, Human)



Novus Biologicals USA

10730 E. Briarwood Avenue
Centennial, CO 80112
USA
Phone: 303.730.1950
Toll Free: 1.888.506.6887
Fax: 303.730.1966
nb-customerservice@bio-techne.com

Bio-Techne Canada

21 Canmotor Ave
Toronto, ON M8Z 4E6
Canada
Phone: 905.827.6400
Toll Free: 855.668.8722
Fax: 905.827.6402
canada.inquires@bio-techne.com

Bio-Techne Ltd

19 Barton Lane
Abingdon Science Park
Abingdon, OX14 3NB, United Kingdom
Phone: (44) (0) 1235 529449
Free Phone: 0800 37 34 15
Fax: (44) (0) 1235 533420
info.EMEA@bio-techne.com

General Contact Information

www.novusbio.com
Technical Support: nb-technical@bio-techne.com
Orders: nb-customerservice@bio-techne.com
General: novus@novusbio.com

Products Related to NBP2-88938

HAF007	Goat anti-Mouse IgG Secondary Antibody [HRP]
NB720-B	Rabbit anti-Mouse IgG (H+L) Secondary Antibody [Biotin]
NBP1-97005-0.5mg	Mouse IgG1 Isotype Control (MG1)
NBP1-78537PEP	PIEZO1 Antibody Blocking Peptide

Limitations

This product is for research use only and is not approved for use in humans or in clinical diagnosis. Primary Antibodies are guaranteed for 1 year from date of receipt.

For more information on our 100% guarantee, please visit www.novusbio.com/guarantee

Earn gift cards/discounts by submitting a review: www.novusbio.com/reviews/submit/NBP2-88938

Earn gift cards/discounts by submitting a publication using this product:
www.novusbio.com/publications

