

Product Datasheet

Pax2 Antibody (CL9469) - BSA Free NBP2-88934

Unit Size: 100 ul

Store at 4C short term. Aliquot and store at -20C long term. Avoid freeze-thaw cycles.

www.novusbio.com



technical@novusbio.com

Protocols, Publications, Related Products, Reviews, Research Tools and Images at:
www.novusbio.com/NBP2-88934

Updated 9/9/2025 v.20.1

Earn rewards for product
reviews and publications.

Submit a publication at www.novusbio.com/publications

Submit a review at www.novusbio.com/reviews/destination/NBP2-88934



NBP2-88934

Pax2 Antibody (CL9469) - BSA Free

Product Information

Unit Size	100 ul
Concentration	Concentrations vary lot to lot. See vial label for concentration. If unlisted please contact technical services.
Storage	Store at 4C short term. Aliquot and store at -20C long term. Avoid freeze-thaw cycles.
Clonality	Monoclonal
Clone	CL9469
Preservative	0.02% Sodium Azide
Isotype	IgG1
Purity	Protein A purified
Buffer	PBS, pH 7.2, containing 40% glycerol

Product Description

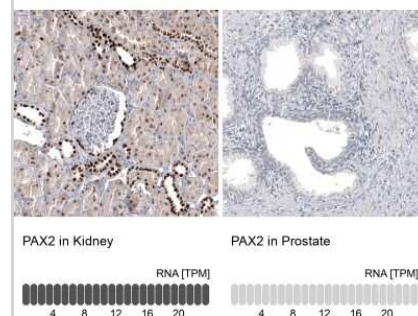
Description	Novus Biologicals Mouse Pax2 Antibody (CL9469) - BSA Free (NBP2-88934) is a monoclonal antibody validated for use in IHC, WB and ICC/IF. All Novus Biologicals antibodies are covered by our 100% guarantee.
Host	Mouse
Gene ID	5076
Gene Symbol	PAX2
Species	Human
Immunogen	This antibody was developed using a synthetic peptide derived from Q02962, with the exact immunogen sequence remaining proprietary.

Product Application Details

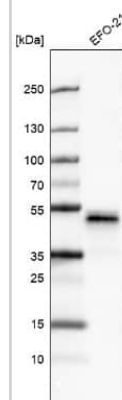
Applications	Western Blot, Immunohistochemistry-Paraffin, Immunocytochemistry/Immunofluorescence, Immunohistochemistry
Recommended Dilutions	Western Blot 1 ug/ml, Immunohistochemistry 1:200 - 1:500, Immunocytochemistry/ Immunofluorescence 2-10 ug/ml, Immunohistochemistry-Paraffin 1:200 - 1:500
Application Notes	For ICC/IF, PFA/Triton X-100 is recommended for fixation/permeabilization. For IHC-Paraffin, HIER pH 6 retrieval is recommended.

Images

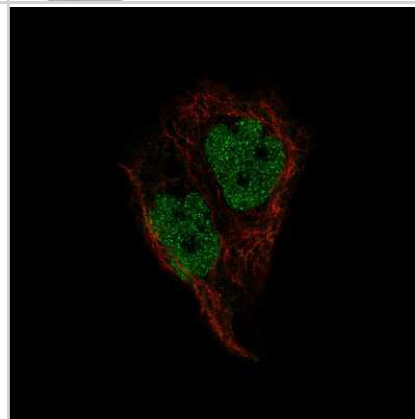
Immunohistochemistry-Paraffin: Pax2 Antibody (CL9469) [NBP2-88934]
- Analysis in human kidney and prostate tissues using NBP2-88934 antibody. Corresponding PAX2 RNA-seq data are presented for the same tissues.



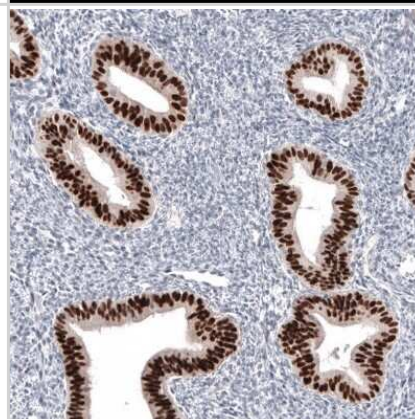
Western Blot: Pax2 Antibody (CL9469) [NBP2-88934] - Analysis in human cell line EFO-21.



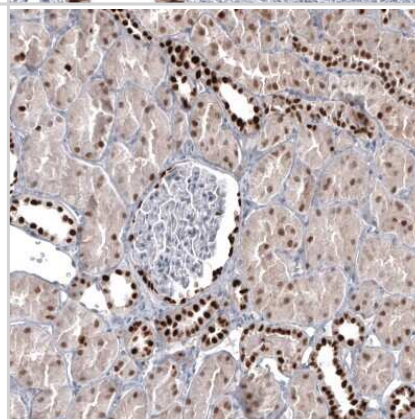
Immunocytochemistry/Immunofluorescence: Pax2 Antibody (CL9469) [NBP2-88934] - Staining of EFO-21 cells using the Anti-PAX2 monoclonal antibody, showing specific staining in the nucleoplasm in green. Microtubule- and nuclear probes are visualized in red and blue, respectively (where available).



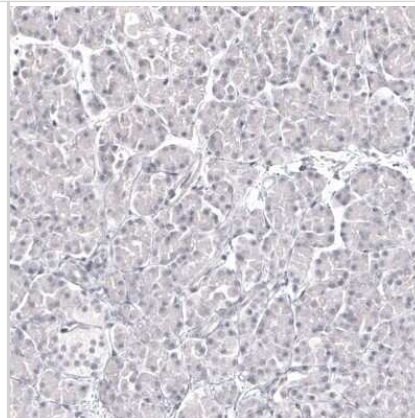
Immunohistochemistry-Paraffin: Pax2 Antibody (CL9469) [NBP2-88934] - Staining of human endometrium shows strong nuclear positivity in glandular cells.



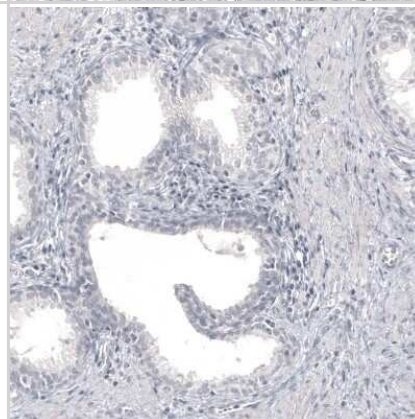
Immunohistochemistry-Paraffin: Pax2 Antibody (CL9469) [NBP2-88934] - Staining of human kidney shows strong nuclear positivity in cells in distal tubules.



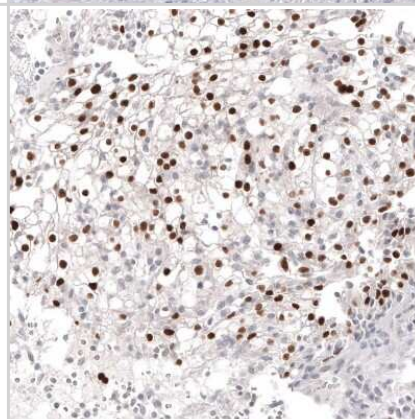
Immunohistochemistry-Paraffin: Pax2 Antibody (CL9469) [NBP2-88934]
- Staining of human pancreas shows no positivity in exocrine glandular cells as expected.



Immunohistochemistry-Paraffin: Pax2 Antibody (CL9469) [NBP2-88934]
- Staining of human prostate shows no positivity in glandular cells as expected.



Immunohistochemistry-Paraffin: Pax2 Antibody (CL9469) [NBP2-88934]
- Staining of human renal cancer shows moderate nuclear positivity in tumor cells.





Novus Biologicals USA

10730 E. Briarwood Avenue
Centennial, CO 80112
USA
Phone: 303.730.1950
Toll Free: 1.888.506.6887
Fax: 303.730.1966
nb-customerservice@bio-techne.com

Bio-Techne Canada

21 Canmotor Ave
Toronto, ON M8Z 4E6
Canada
Phone: 905.827.6400
Toll Free: 855.668.8722
Fax: 905.827.6402
canada.inquires@bio-techne.com

Bio-Techne Ltd

19 Barton Lane
Abingdon Science Park
Abingdon, OX14 3NB, United Kingdom
Phone: (44) (0) 1235 529449
Free Phone: 0800 37 34 15
Fax: (44) (0) 1235 533420
info.EMEA@bio-techne.com

General Contact Information

www.novusbio.com
Technical Support: nb-technical@bio-techne.com
Orders: nb-customerservice@bio-techne.com
General: novus@novusbio.com

Products Related to NBP2-88934

HAF007	Goat anti-Mouse IgG Secondary Antibody [HRP]
NB720-B	Rabbit anti-Mouse IgG (H+L) Secondary Antibody [Biotin]
NBP1-97005-0.5mg	Mouse IgG1 Isotype Control (MG1)
NBP2-57700PEP	Pax2 Recombinant Protein Antigen

Limitations

This product is for research use only and is not approved for use in humans or in clinical diagnosis. Primary Antibodies are guaranteed for 1 year from date of receipt.

For more information on our 100% guarantee, please visit www.novusbio.com/guarantee

Earn gift cards/discounts by submitting a review: www.novusbio.com/reviews/submit/NBP2-88934

Earn gift cards/discounts by submitting a publication using this product:
www.novusbio.com/publications

