

# Product Datasheet

## Cytokeratin 20 Antibody (CL9390) - BSA Free NBP2-88932

Unit Size: 100 ul

Store at 4C short term. Aliquot and store at -20C long term. Avoid freeze-thaw cycles.

[www.novusbio.com](http://www.novusbio.com)



[technical@novusbio.com](mailto:technical@novusbio.com)

Protocols, Publications, Related Products, Reviews, Research Tools and Images at:  
[www.novusbio.com/NBP2-88932](http://www.novusbio.com/NBP2-88932)

Updated 2/27/2025 v.20.1

Earn rewards for product  
reviews and publications.

Submit a publication at [www.novusbio.com/publications](http://www.novusbio.com/publications)

Submit a review at [www.novusbio.com/reviews/destination/NBP2-88932](http://www.novusbio.com/reviews/destination/NBP2-88932)



**NBP2-88932**

Cytokeratin 20 Antibody (CL9390) - BSA Free

**Product Information**

<b>Unit Size</b>	100 ul
<b>Concentration</b>	Concentrations vary lot to lot. See vial label for concentration. If unlisted please contact technical services.
<b>Storage</b>	Store at 4C short term. Aliquot and store at -20C long term. Avoid freeze-thaw cycles.
<b>Clonality</b>	Monoclonal
<b>Clone</b>	CL9390
<b>Preservative</b>	0.02% Sodium Azide
<b>Isotype</b>	IgG1
<b>Purity</b>	Protein A purified
<b>Buffer</b>	PBS, pH 7.2, containing 40% glycerol

**Product Description**

<b>Host</b>	Mouse
<b>Gene ID</b>	54474
<b>Gene Symbol</b>	KRT20
<b>Species</b>	Human
<b>Immunogen</b>	This antibody was developed using a recombinant protein derived from P35900, with the exact immunogen sequence remaining proprietary.

**Product Application Details**

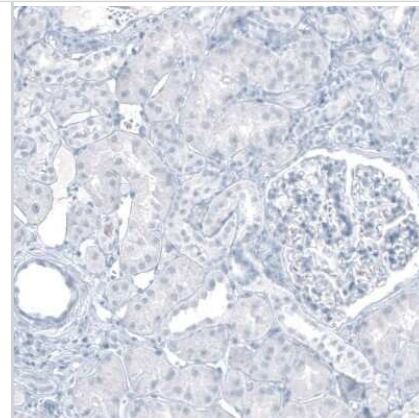
<b>Applications</b>	Immunohistochemistry, Immunohistochemistry-Paraffin
<b>Recommended Dilutions</b>	Immunohistochemistry 1:50 - 1:200, Immunohistochemistry-Paraffin 1:50 - 1:200
<b>Application Notes</b>	For IHC-Paraffin, HIER pH 6 retrieval is recommended.

**Images**

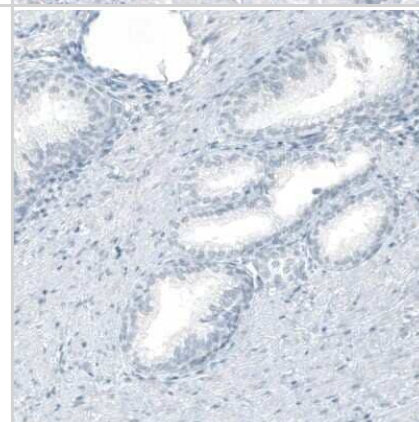
Immunohistochemistry-Paraffin: Cytokeratin 20 Antibody (CL9390) [NBP2-88932] - Staining of human tonsil shows no positivity in non-germinal center cells as expected.



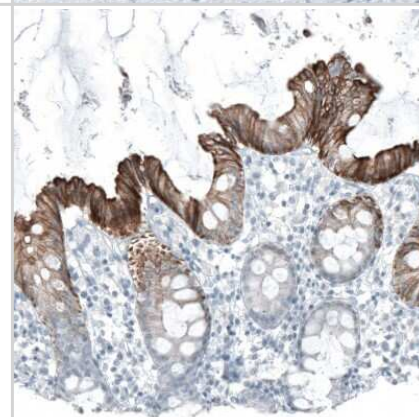
Immunohistochemistry-Paraffin: Cytokeratin 20 Antibody (CL9390) [NBP2-88932] - Staining of human kidney shows no positivity in cells in tubules as expected.



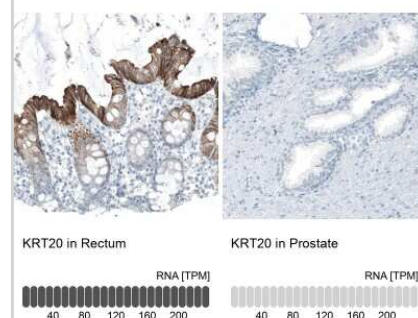
Immunohistochemistry-Paraffin: Cytokeratin 20 Antibody (CL9390) [NBP2-88932] - Staining of human prostate shows no positivity in glandular cells as expected.



Immunohistochemistry-Paraffin: Cytokeratin 20 Antibody (CL9390) [NBP2-88932] - Staining of human rectum shows strong membranous / cytoplasmic positivity in glandular cells.



Immunohistochemistry-Paraffin: Cytokeratin 20 Antibody (CL9390) [NBP2-88932] - Analysis in human rectum and prostate tissues using NBP2-88932 antibody. Corresponding KRT20 RNA-seq data are presented for the same tissues.





### **Novus Biologicals USA**

10730 E. Briarwood Avenue  
Centennial, CO 80112  
USA  
Phone: 303.730.1950  
Toll Free: 1.888.506.6887  
Fax: 303.730.1966  
nb-customerservice@bio-techne.com

### **Bio-Techne Canada**

21 Canmotor Ave  
Toronto, ON M8Z 4E6  
Canada  
Phone: 905.827.6400  
Toll Free: 855.668.8722  
Fax: 905.827.6402  
canada.inquires@bio-techne.com

### **Bio-Techne Ltd**

19 Barton Lane  
Abingdon Science Park  
Abingdon, OX14 3NB, United Kingdom  
Phone: (44) (0) 1235 529449  
Free Phone: 0800 37 34 15  
Fax: (44) (0) 1235 533420  
info.EMEA@bio-techne.com

### **General Contact Information**

[www.novusbio.com](http://www.novusbio.com)  
Technical Support: nb-technical@bio-techne.com  
Orders: nb-customerservice@bio-techne.com  
General: novus@novusbio.com

### **Products Related to NBP2-88932**

HAF007	Goat anti-Mouse IgG Secondary Antibody [HRP]
NB720-B	Rabbit anti-Mouse IgG (H+L) Secondary Antibody [Biotin]
NBP1-97005-0.5mg	Mouse IgG1 Isotype Control (MG1)
NBP2-23165	Recombinant Human Cytokeratin 20 His Protein

### **Limitations**

This product is for research use only and is not approved for use in humans or in clinical diagnosis. Primary Antibodies are guaranteed for 1 year from date of receipt.

For more information on our 100% guarantee, please visit [www.novusbio.com/guarantee](http://www.novusbio.com/guarantee)

Earn gift cards/discounts by submitting a review: [www.novusbio.com/reviews/submit/NBP2-88932](http://www.novusbio.com/reviews/submit/NBP2-88932)

Earn gift cards/discounts by submitting a publication using this product:  
[www.novusbio.com/publications](http://www.novusbio.com/publications)

