

Product Datasheet

alpha-Methylacyl-CoA Racemase/AMACR Antibody (CL9360) - BSA Free NBP2-88930

Unit Size: 100 ul

Store at 4C short term. Aliquot and store at -20C long term. Avoid freeze-thaw cycles.

www.novusbio.com



technical@novusbio.com

Protocols, Publications, Related Products, Reviews, Research Tools and Images at:
www.novusbio.com/NBP2-88930

Updated 2/27/2025 v.20.1

Earn rewards for product
reviews and publications.

Submit a publication at www.novusbio.com/publications

Submit a review at www.novusbio.com/reviews/destination/NBP2-88930



NBP2-88930

alpha-Methylacyl-CoA Racemase/AMACR Antibody (CL9360) - BSA Free

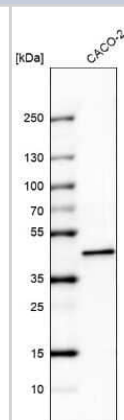
Product Information	
Unit Size	100 ul
Concentration	Concentrations vary lot to lot. See vial label for concentration. If unlisted please contact technical services.
Storage	Store at 4C short term. Aliquot and store at -20C long term. Avoid freeze-thaw cycles.
Clonality	Monoclonal
Clone	CL9360
Preservative	0.02% Sodium Azide
Isotype	IgG1
Purity	Protein A purified
Buffer	PBS, pH 7.2, containing 40% glycerol

Product Description	
Host	Mouse
Gene ID	23600
Gene Symbol	AMACR
Species	Human
Reactivity Notes	Immunogen displays the following percentage of sequence identity for non-tested species: Rat (87%)
Immunogen	This antibody was developed using a recombinant protein derived from Q9UHK6, with the exact immunogen sequence remaining proprietary.

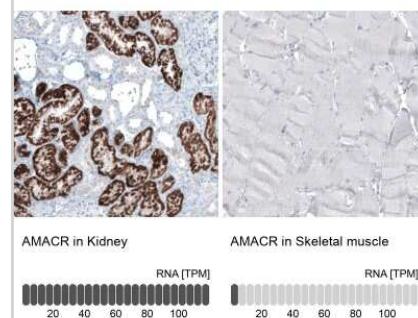
Product Application Details	
Applications	Western Blot, Immunohistochemistry, Immunohistochemistry-Paraffin
Recommended Dilutions	Western Blot 1 ug/ml, Immunohistochemistry 1:200 - 1:500, Immunohistochemistry-Paraffin 1:200 - 1:500
Application Notes	For IHC-Paraffin, HIER pH 6 retrieval is recommended.

Images

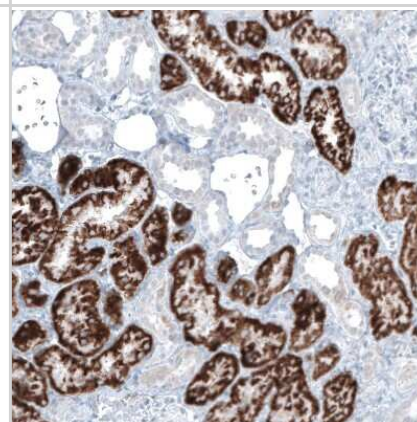
Western Blot: alpha-Methylacyl-CoA Racemase/AMACR Antibody (CL9360) [NBP2-88930] - Analysis in human cell line CACO-2.



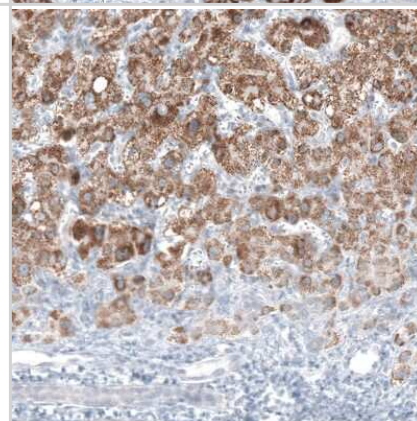
Immunohistochemistry-Paraffin: alpha-Methylacyl-CoA Racemase/AMACR Antibody (CL9360) [NBP2-88930] - Analysis in human kidney and skeletal muscle tissues using NBP2-88930 antibody. Corresponding AMACR RNA-seq data are presented for the same tissues.



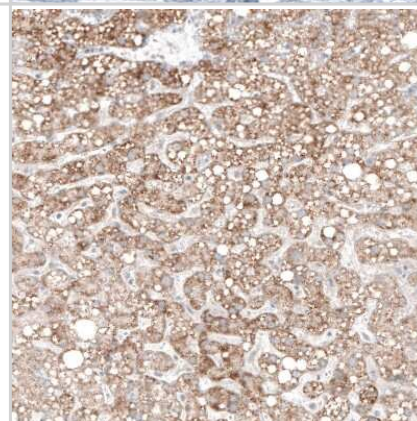
Immunohistochemistry-Paraffin: alpha-Methylacyl-CoA Racemase/AMACR Antibody (CL9360) [NBP2-88930] - Staining of human kidney shows strong granular cytoplasmic positivity in cells in proximal tubules.



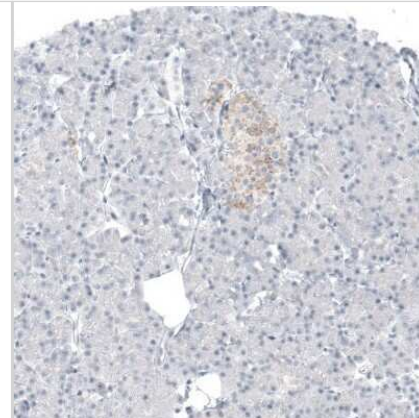
Immunohistochemistry-Paraffin: alpha-Methylacyl-CoA Racemase/AMACR Antibody (CL9360) [NBP2-88930] - Staining of human liver cancer shows moderate granular cytoplasmic positivity in tumor cells.



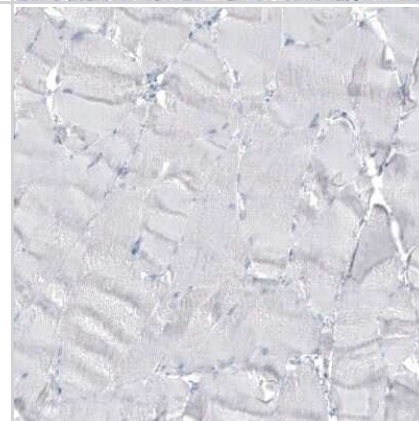
Immunohistochemistry-Paraffin: alpha-Methylacyl-CoA Racemase/AMACR Antibody (CL9360) [NBP2-88930] - Staining of human liver shows moderate granular cytoplasmic positivity in hepatocytes.



Immunohistochemistry-Paraffin: alpha-Methylacyl-CoA Racemase/AMACR Antibody (CL9360) [NBP2-88930] - Staining of human pancreas shows weak granular cytoplasmic positivity in islets of Langerhans.



Immunohistochemistry-Paraffin: alpha-Methylacyl-CoA Racemase/AMACR Antibody (CL9360) [NBP2-88930] - Staining of human skeletal muscle shows no positivity in myocytes as expected.





Novus Biologicals USA

10730 E. Briarwood Avenue
Centennial, CO 80112
USA
Phone: 303.730.1950
Toll Free: 1.888.506.6887
Fax: 303.730.1966
nb-customerservice@bio-techne.com

Bio-Techne Canada

21 Canmotor Ave
Toronto, ON M8Z 4E6
Canada
Phone: 905.827.6400
Toll Free: 855.668.8722
Fax: 905.827.6402
canada.inquires@bio-techne.com

Bio-Techne Ltd

19 Barton Lane
Abingdon Science Park
Abingdon, OX14 3NB, United Kingdom
Phone: (44) (0) 1235 529449
Free Phone: 0800 37 34 15
Fax: (44) (0) 1235 533420
info.EMEA@bio-techne.com

General Contact Information

www.novusbio.com
Technical Support: nb-technical@bio-techne.com
Orders: nb-customerservice@bio-techne.com
General: novus@novusbio.com

Products Related to NBP2-88930

HAF007	Goat anti-Mouse IgG Secondary Antibody [HRP]
NB720-B	Rabbit anti-Mouse IgG (H+L) Secondary Antibody [Biotin]
NBP1-97005-0.5mg	Mouse IgG1 Isotype Control (MG1)
NBP1-87168PEP	alpha-Methylacyl-CoA Racemase/AMACR Recombinant Protein Antigen

Limitations

This product is for research use only and is not approved for use in humans or in clinical diagnosis. Primary Antibodies are guaranteed for 1 year from date of receipt.

For more information on our 100% guarantee, please visit www.novusbio.com/guarantee

Earn gift cards/discounts by submitting a review: www.novusbio.com/reviews/submit/NBP2-88930

Earn gift cards/discounts by submitting a publication using this product:
www.novusbio.com/publications

