

Product Datasheet

Myelin expression factor 2 Antibody - BSA Free NBP2-87864

Unit Size: 100 ul

Store at 4C short term. Aliquot and store at -20C long term. Avoid freeze-thaw cycles.

www.novusbio.com



technical@novusbio.com

Protocols, Publications, Related Products, Reviews, Research Tools and Images at:
www.novusbio.com/NBP2-87864

Updated 2/26/2025 v.20.1

Earn rewards for product
reviews and publications.

Submit a publication at www.novusbio.com/publications

Submit a review at www.novusbio.com/reviews/destination/NBP2-87864



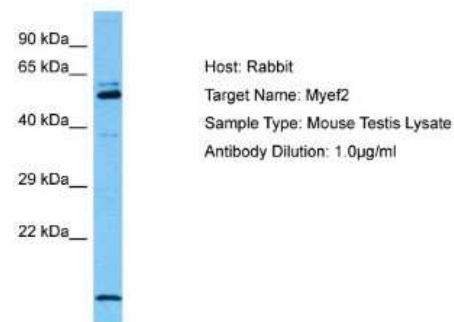
NBP2-87864**Myelin expression factor 2 Antibody - BSA Free**

Product Information	
Unit Size	100 ul
Concentration	0.5 mg/ml
Storage	Store at 4C short term. Aliquot and store at -20C long term. Avoid freeze-thaw cycles.
Clonality	Polyclonal
Preservative	0.09% Sodium Azide
Purity	Affinity purified
Buffer	PBS, 2% Sucrose
Product Description	
Host	Rabbit
Gene ID	50804
Gene Symbol	MYEF2
Species	Human, Mouse
Immunogen	The immunogen is a synthetic peptide directed towards the middle region of human Myelin expression factor 2. Peptide sequence: QAGRLGSTIFVANLDFKVGWKKLKEVFSLAGTVKRADIKEDKDGKSRGMG The peptide sequence for this immunogen was taken from within the described region.
Product Application Details	
Applications	Western Blot, Immunohistochemistry, Immunohistochemistry-Paraffin
Recommended Dilutions	Western Blot 1.0 ug/ml, Immunohistochemistry, Immunohistochemistry-Paraffin

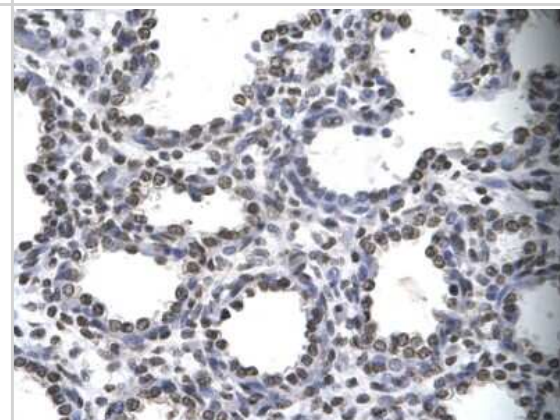


Images

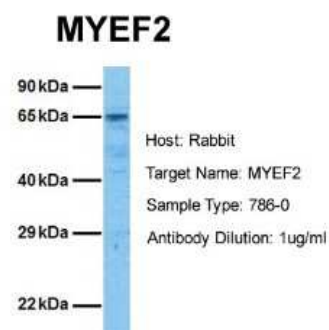
Western Blot: Myelin expression factor 2 Antibody [NBP2-87864] - Host: Mouse. Target Name: MYEF2. Sample Tissue: Mouse Testis. Antibody Dilution: 1ug/ml



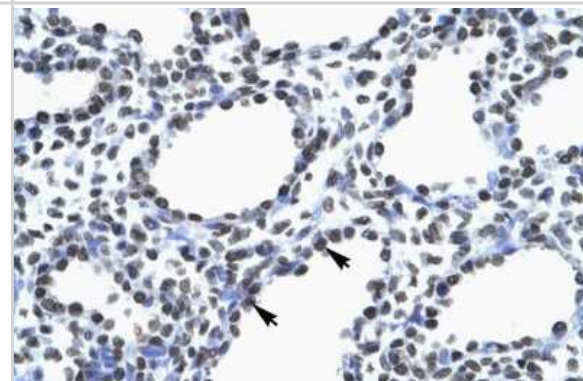
Immunohistochemistry-Paraffin: Myelin expression factor 2 Antibody [NBP2-87864] - Rabbit Anti-MYEF2 Antibody. Paraffin Embedded Tissue: Human alveolar cell. Cellular Data: Epithelial cells of renal tubule. Antibody Concentration: 4.0-8.0 ug/ml. Magnification: 400X



Western Blot: Myelin expression factor 2 Antibody [NBP2-87864] - Host: Rabbit. Target Name: MYEF2. Sample Tissue: Human 786-0. Antibody Dilution: 1.0ug/ml



Immunohistochemistry: Myelin expression factor 2 Antibody [NBP2-87864] - Human Lung





Novus Biologicals USA

10730 E. Briarwood Avenue
Centennial, CO 80112
USA
Phone: 303.730.1950
Toll Free: 1.888.506.6887
Fax: 303.730.1966
nb-customerservice@bio-techne.com

Bio-Techne Canada

21 Canmotor Ave
Toronto, ON M8Z 4E6
Canada
Phone: 905.827.6400
Toll Free: 855.668.8722
Fax: 905.827.6402
canada.inquires@bio-techne.com

Bio-Techne Ltd

19 Barton Lane
Abingdon Science Park
Abingdon, OX14 3NB, United Kingdom
Phone: (44) (0) 1235 529449
Free Phone: 0800 37 34 15
Fax: (44) (0) 1235 533420
info.EMEA@bio-techne.com

General Contact Information

www.novusbio.com
Technical Support: nb-technical@bio-techne.com
Orders: nb-customerservice@bio-techne.com
General: novus@novusbio.com

Products Related to NBP2-87864

HAF008	Goat anti-Rabbit IgG Secondary Antibody [HRP]
NB7160	Goat anti-Rabbit IgG (H+L) Secondary Antibody [HRP]
H00050804-P01-10ug	Recombinant Human Myelin expression factor 2 GST (N-Term) Protein
DPSG10	PSG1 [HRP]

Limitations

This product is for research use only and is not approved for use in humans or in clinical diagnosis. Primary Antibodies are guaranteed for 1 year from date of receipt.

For more information on our 100% guarantee, please visit www.novusbio.com/guarantee

Earn gift cards/discounts by submitting a review: www.novusbio.com/reviews/submit/NBP2-87864

Earn gift cards/discounts by submitting a publication using this product:
www.novusbio.com/publications

