

Product Datasheet

PMF1 Antibody - BSA Free NBP2-85504-0.1ml

Unit Size: 0.1ml

Store at 4C short term. Aliquot and store at -20C long term. Avoid freeze-thaw cycles.

www.novusbio.com



technical@novusbio.com

Protocols, Publications, Related Products, Reviews, Research Tools and Images at:
www.novusbio.com/NBP2-85504

Updated 2/26/2025 v.20.1

Earn rewards for product
reviews and publications.

Submit a publication at www.novusbio.com/publications

Submit a review at www.novusbio.com/reviews/destination/NBP2-85504



NBP2-85504-0.1ml

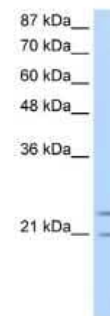
PMF1 Antibody - BSA Free

| Product Information | |
|-----------------------------|--|
| Unit Size | 0.1ml |
| Concentration | 0.5 mg/ml |
| Storage | Store at 4C short term. Aliquot and store at -20C long term. Avoid freeze-thaw cycles. |
| Clonality | Polyclonal |
| Preservative | 0.09% Sodium Azide |
| Purity | Affinity purified |
| Buffer | PBS, 2% Sucrose |
| Product Description | |
| Host | Rabbit |
| Gene ID | 11243 |
| Gene Symbol | PMF1 |
| Species | Human |
| Immunogen | The immunogen is a synthetic peptide directed towards the N-terminal region of human PMF1. Peptide sequence: MVDTFLLQKLVAAGSYQRFTDCYKCFYQLQPAMTQRIYDKFIAQLQTSIRE The peptide sequence for this immunogen was taken from within the described region. |
| Product Application Details | |
| Applications | Western Blot, Immunohistochemistry, Immunohistochemistry-Paraffin |
| Recommended Dilutions | Western Blot 1.0 ug/ml, Immunohistochemistry, Immunohistochemistry-Paraffin |

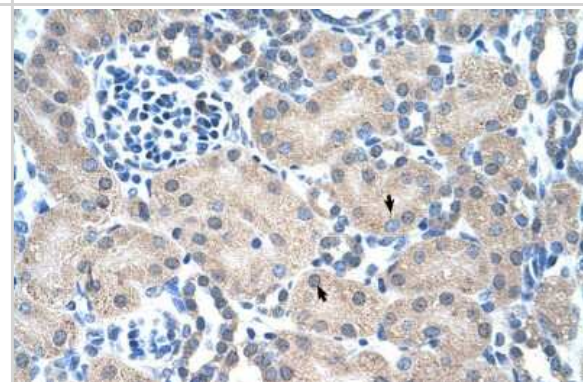


Images

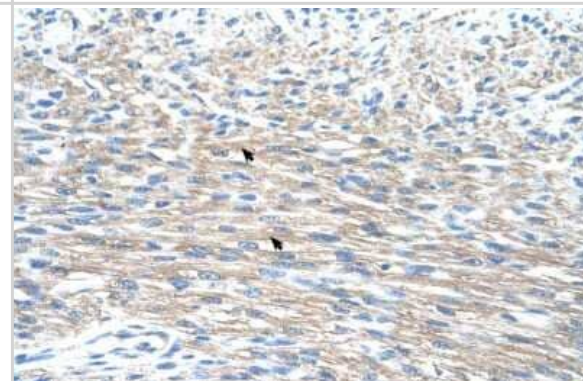
Western Blot: PMF1 Antibody [NBP2-85504] - WB Suggested Anti-PMF1
Antibody Titration: 0.2-1 ug/ml. Positive Control: Transfected 293T



Immunohistochemistry: PMF1 Antibody [NBP2-85504] - Human kidney



Immunohistochemistry: PMF1 Antibody [NBP2-85504] - Human Heart



**Novus Biologicals USA**

10730 E. Briarwood Avenue
Centennial, CO 80112
USA
Phone: 303.730.1950
Toll Free: 1.888.506.6887
Fax: 303.730.1966
nb-customerservice@bio-techne.com

Bio-Techne Canada

21 Canmotor Ave
Toronto, ON M8Z 4E6
Canada
Phone: 905.827.6400
Toll Free: 855.668.8722
Fax: 905.827.6402
canada.inquires@bio-techne.com

Bio-Techne Ltd

19 Barton Lane
Abingdon Science Park
Abingdon, OX14 3NB, United Kingdom
Phone: (44) (0) 1235 529449
Free Phone: 0800 37 34 15
Fax: (44) (0) 1235 533420
info.EMEA@bio-techne.com

General Contact Information

www.novusbio.com
Technical Support: nb-technical@bio-techne.com
Orders: nb-customerservice@bio-techne.com
General: novus@novusbio.com

Products Related to NBP2-85504-0.1ml

| | |
|---------------|---|
| HAF008 | Goat anti-Rabbit IgG Secondary Antibody [HRP] |
| NB7160 | Goat anti-Rabbit IgG (H+L) Secondary Antibody [HRP] |
| NBP2-57864PEP | PMF1 Recombinant Protein Antigen |
| NBL1-14535 | PMF1 Overexpression Lysate |

Limitations

This product is for research use only and is not approved for use in humans or in clinical diagnosis. Primary Antibodies are guaranteed for 1 year from date of receipt.

For more information on our 100% guarantee, please visit www.novusbio.com/guarantee

Earn gift cards/discounts by submitting a review: www.novusbio.com/reviews/submit/NBP2-85504

Earn gift cards/discounts by submitting a publication using this product:
www.novusbio.com/publications

