

Product Datasheet

HNRPLL Antibody - BSA Free

NBP2-85054-0.1ml

Unit Size: 0.1 ml

Store at 4C short term. Aliquot and store at -20C long term. Avoid freeze-thaw cycles.

www.novusbio.com



technical@novusbio.com

Protocols, Publications, Related Products, Reviews, Research Tools and Images at:
www.novusbio.com/NBP2-85054

Updated 9/9/2025 v.20.1

Earn rewards for product
reviews and publications.

Submit a publication at www.novusbio.com/publications

Submit a review at www.novusbio.com/reviews/destination/NBP2-85054



NBP2-85054-0.1ml

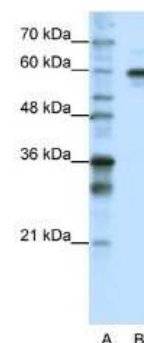
HNRPLL Antibody - BSA Free

Product Information	
Unit Size	0.1 ml
Concentration	1 mg/ml
Storage	Store at 4C short term. Aliquot and store at -20C long term. Avoid freeze-thaw cycles.
Clonality	Polyclonal
Preservative	0.09% Sodium Azide
Purity	Protein A purified
Buffer	PBS, 2% Sucrose
Product Description	
Description	Novus Biologicals Rabbit HNRPLL Antibody - BSA Free (NBP2-85054) is a polyclonal antibody validated for use in IHC and WB. All Novus Biologicals antibodies are covered by our 100% guarantee.
Host	Rabbit
Gene ID	92906
Gene Symbol	HNRNPLL
Species	Human
Immunogen	The immunogen is a synthetic peptide directed towards the N-terminal region of human HNRPLL. Peptide sequence: RLKTEEGEIDYSAEEGENRREATPRGGGDGGGGGRSFSQPEAGGSHHKVS The peptide sequence for this immunogen was taken from within the described region.
Product Application Details	
Applications	Western Blot, Immunohistochemistry-Paraffin, Immunohistochemistry
Recommended Dilutions	Western Blot 1.0 ug/ml, Immunohistochemistry, Immunohistochemistry-Paraffin



Images

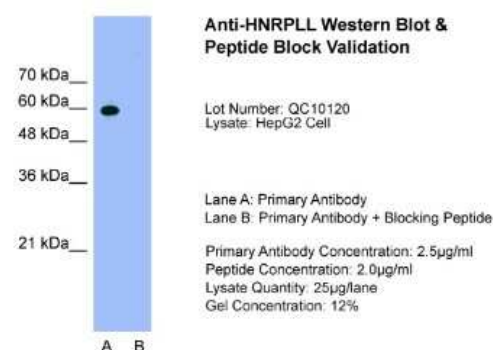
Western Blot: HNRPLL Antibody [NBP2-85054] - WB Suggested Anti-HNRPLL Antibody Titration: 1.25ug/ml. Positive Control: HepG2 cell lysate



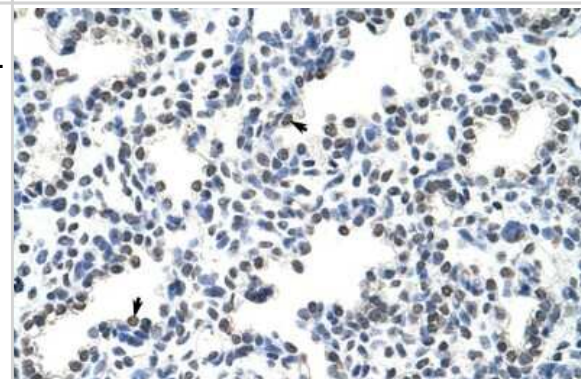
Immunohistochemistry-Paraffin: HNRPLL Antibody [NBP2-85054] - Rabbit Anti-HNRPLL Antibody. Paraffin Embedded Tissue: Human Heart. Cellular Data: Myocardial cells. Antibody Concentration: 4.0-8.0 ug/ml. Magnification: 400X



Western Blot: HNRPLL Antibody [NBP2-85054] - Host: Rabbit. Target Name: HNRPLL. Sample Type: HepG2. Lane A: Primary Antibody. Lane B: Primary Antibody + Blocking Peptide. Primary Antibody Concentration: 2.5ug/mL. Peptide Concentration: 2.0ug/mL. Lysate Quantity: 25ug/lane. Gel Concentration: 12%



Immunohistochemistry-Paraffin: HNRPLL Antibody [NBP2-85054] - Rabbit Anti-HNRPLL Antibody. Paraffin Embedded Tissue: Human Lung. Cellular Data: Alveolar cells. Antibody Concentration: 4.0-8.0 ug/ml. Magnification: 400X





Novus Biologicals USA

10730 E. Briarwood Avenue
Centennial, CO 80112
USA
Phone: 303.730.1950
Toll Free: 1.888.506.6887
Fax: 303.730.1966
nb-customerservice@bio-techne.com

Bio-Techne Canada

21 Canmotor Ave
Toronto, ON M8Z 4E6
Canada
Phone: 905.827.6400
Toll Free: 855.668.8722
Fax: 905.827.6402
canada.inquires@bio-techne.com

Bio-Techne Ltd

19 Barton Lane
Abingdon Science Park
Abingdon, OX14 3NB, United Kingdom
Phone: (44) (0) 1235 529449
Free Phone: 0800 37 34 15
Fax: (44) (0) 1235 533420
info.EMEA@bio-techne.com

General Contact Information

www.novusbio.com
Technical Support: nb-technical@bio-techne.com
Orders: nb-customerservice@bio-techne.com
General: novus@novusbio.com

Products Related to NBP2-85054-0.1ml

HAF008	Goat anti-Rabbit IgG Secondary Antibody [HRP]
NB7160	Goat anti-Rabbit IgG (H+L) Secondary Antibody [HRP]
NBP1-92002PEP	HNRPLL Recombinant Protein Antigen
H00005555-P01-10ug	Recombinant Human PRH2 GST (N-Term) Protein

Limitations

This product is for research use only and is not approved for use in humans or in clinical diagnosis. Primary Antibodies are guaranteed for 1 year from date of receipt.

For more information on our 100% guarantee, please visit www.novusbio.com/guarantee

Earn gift cards/discounts by submitting a review: www.novusbio.com/reviews/submit/NBP2-85054

Earn gift cards/discounts by submitting a publication using this product:
www.novusbio.com/publications

