

Product Datasheet

GABA-A R pi Antibody - BSA Free NBP2-84037-0.1ml

Unit Size: 0.1ml

Store at 4C short term. Aliquot and store at -20C long term. Avoid freeze-thaw cycles.

www.novusbio.com



technical@novusbio.com

Protocols, Publications, Related Products, Reviews, Research Tools and Images at:
www.novusbio.com/NBP2-84037

Updated 2/26/2025 v.20.1

Earn rewards for product
reviews and publications.

Submit a publication at www.novusbio.com/publications

Submit a review at www.novusbio.com/reviews/destination/NBP2-84037



NBP2-84037-0.1ml

GABA-A R pi Antibody - BSA Free

Product Information

Unit Size	0.1ml
Concentration	1 mg/ml
Storage	Store at 4C short term. Aliquot and store at -20C long term. Avoid freeze-thaw cycles.
Clonality	Polyclonal
Preservative	0.09% Sodium Azide
Purity	Protein A purified
Buffer	PBS, 2% Sucrose

Product Description

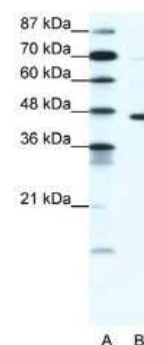
Host	Rabbit
Gene ID	2568
Gene Symbol	GABRP
Species	Human
Immunogen	The immunogen is a synthetic peptide directed towards the N terminal region of human GABA-A R pi. Peptide sequence: VEVGRSDKLSLPGFENLTAGYNKFLRPNFGGEPVQIALTLDIASISSISE The peptide sequence for this immunogen was taken from within the described region.

Product Application Details

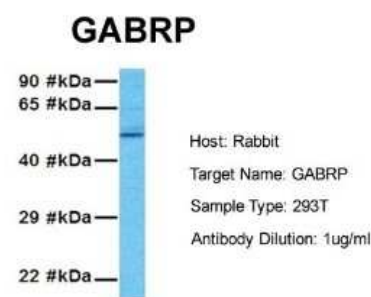
Applications	Western Blot
Recommended Dilutions	Western Blot 1.0 ug/ml

Images

Western Blot: GABA-A R pi Antibody [NBP2-84037] - WB Suggested Anti-GABRP Antibody. Titration: 1.25 ug/ml. Positive Control: HepG2/Jurkat




Western Blot: GABA-A R pi Antibody [NBP2-84037] - Host: Rabbit.
Target Name: GABRP. Sample Tissue: Human 293T. Antibody Dilution:
1.0ug/ml



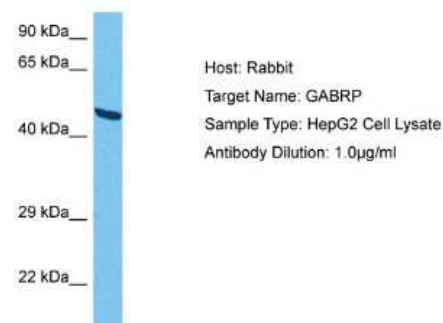
Western Blot: GABA-A R pi Antibody [NBP2-84037] - Host: Rabbit.
Target: GABRP. Positive control (+): Human esophagus (ES). Negative
control (-): Human stomach (ST). Antibody concentration: 1ug/ml




Western Blot: GABA-A R pi Antibody [NBP2-84037] - Host: Rabbit.
Target Name: GABRP. Sample Tissue: Human HepG2 Whole Cell.
Antibody Dilution: 1ug/ml



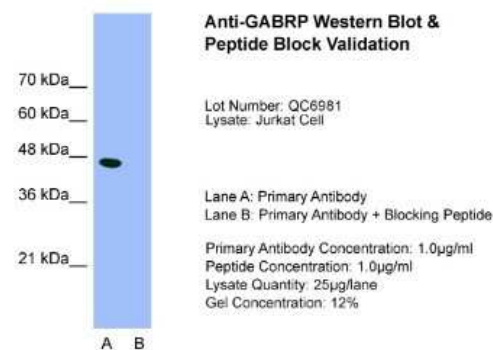
Western Blot: GABA-A R pi Antibody [NBP2-84037] - Host: Rabbit.
Target Name: GABRP. Sample Tissue: Human HepG2 Whole Cell.
Antibody Dilution: 1ug/ml



Western Blot: GABA-A R pi Antibody [NBP2-84037] - Host: Rabbit.
 Target Name: GABRP. Sample Tissue: Human THP-1 Whole Cell.
 Antibody Dilution: 1ug/ml



Western Blot: GABA-A R pi Antibody [NBP2-84037] - Host: Rabbit.
 Target Name: GABRP. Sample Type: Jurkat. Lane A: Primary Antibody.
 Lane B: Primary Antibody + Blocking Peptide. Primary Antibody
 Concentration: 1.0ug/mL. Peptide Concentration: 1.0ug/mL. Lysate
 Quantity: 25ug/lane. Gel Concentration: 12%





Novus Biologicals USA

10730 E. Briarwood Avenue
Centennial, CO 80112
USA
Phone: 303.730.1950
Toll Free: 1.888.506.6887
Fax: 303.730.1966
nb-customerservice@bio-techne.com

Bio-Techne Canada

21 Canmotor Ave
Toronto, ON M8Z 4E6
Canada
Phone: 905.827.6400
Toll Free: 855.668.8722
Fax: 905.827.6402
canada.inquires@bio-techne.com

Bio-Techne Ltd

19 Barton Lane
Abingdon Science Park
Abingdon, OX14 3NB, United Kingdom
Phone: (44) (0) 1235 529449
Free Phone: 0800 37 34 15
Fax: (44) (0) 1235 533420
info.EMEA@bio-techne.com

General Contact Information

www.novusbio.com
Technical Support: nb-technical@bio-techne.com
Orders: nb-customerservice@bio-techne.com
General: novus@novusbio.com

Products Related to NBP2-84037-0.1ml

HAF008	Goat anti-Rabbit IgG Secondary Antibody [HRP]
NB7160	Goat anti-Rabbit IgG (H+L) Secondary Antibody [HRP]
DRA00B	IL-1ra/IL-1F3/IL1RN [HRP]
1129-ER-050	ErbB2/Her2 [Unconjugated]

Limitations

This product is for research use only and is not approved for use in humans or in clinical diagnosis. Primary Antibodies are guaranteed for 1 year from date of receipt.

For more information on our 100% guarantee, please visit www.novusbio.com/guarantee

Earn gift cards/discounts by submitting a review: www.novusbio.com/reviews/submit/NBP2-84037

Earn gift cards/discounts by submitting a publication using this product:
www.novusbio.com/publications

