

Product Datasheet

Nicotinic Acetylcholine Receptor beta 2 Antibody - BSA Free NBP2-82291-0.1ml

Unit Size: 0.1 ml

Store at 4C short term. Aliquot and store at -20C long term. Avoid freeze-thaw cycles.

www.novusbio.com



technical@novusbio.com

Protocols, Publications, Related Products, Reviews, Research Tools and Images at:
www.novusbio.com/NBP2-82291

Updated 2/23/2025 v.20.1

Earn rewards for product reviews and publications.

Submit a publication at www.novusbio.com/publications

Submit a review at www.novusbio.com/reviews/destination/NBP2-82291



NBP2-82291-0.1ml

Nicotinic Acetylcholine Receptor beta 2 Antibody - BSA Free

Product Information	
Unit Size	0.1 ml
Concentration	1 mg/ml
Storage	Store at 4C short term. Aliquot and store at -20C long term. Avoid freeze-thaw cycles.
Clonality	Polyclonal
Preservative	0.09% Sodium Azide
Purity	Protein A purified
Buffer	PBS, 2% Sucrose
Target Molecular Weight	57 kDa

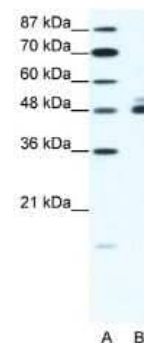
Product Description	
Host	Rabbit
Gene ID	1141
Gene Symbol	CHRNA2
Species	Human, Mouse
Immunogen	The immunogen is a synthetic peptide directed towards the N terminal region of human Nicotinic Acetylcholine Receptor beta 2. Peptide sequence: SGVWGTDTEERLVEHLLDPSRYNKLIRPATNGSELVTQQLMVSLAQLISV The peptide sequence for this immunogen was taken from within the described region.

Product Application Details	
Applications	Western Blot
Recommended Dilutions	Western Blot 1.0 ug/ml




Images

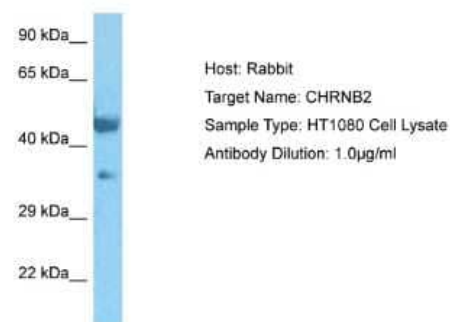
Western Blot: Nicotinic Acetylcholine Receptor beta 2 Antibody [NBP2-82291] - WB Suggested Anti-CHRNA2 Antibody. Titration: 1.25 ug/ml.
Positive Control: HepG2 Whole Cell



Western Blot: Nicotinic Acetylcholine Receptor beta 2 Antibody [NBP2-82291] - Host: Mouse. Target Name: CHRNA2. Sample Tissue: Mouse Testis. Antibody Dilution: 1ug/ml



Western Blot: Nicotinic Acetylcholine Receptor beta 2 Antibody [NBP2-82291] - Host: Rabbit. Target Name: CHRNA2. Sample Tissue: Human HT1080 Whole Cell. Antibody Dilution: 3ug/ml





Novus Biologicals USA

10730 E. Briarwood Avenue
Centennial, CO 80112
USA
Phone: 303.730.1950
Toll Free: 1.888.506.6887
Fax: 303.730.1966
nb-customerservice@bio-techne.com

Bio-Techne Canada

21 Canmotor Ave
Toronto, ON M8Z 4E6
Canada
Phone: 905.827.6400
Toll Free: 855.668.8722
Fax: 905.827.6402
canada.inquires@bio-techne.com

Bio-Techne Ltd

19 Barton Lane
Abingdon Science Park
Abingdon, OX14 3NB, United Kingdom
Phone: (44) (0) 1235 529449
Free Phone: 0800 37 34 15
Fax: (44) (0) 1235 533420
info.EMEA@bio-techne.com

General Contact Information

www.novusbio.com
Technical Support: nb-technical@bio-techne.com
Orders: nb-customerservice@bio-techne.com
General: novus@novusbio.com

Products Related to NBP2-82291-0.1ml

HAF008	Goat anti-Rabbit IgG Secondary Antibody [HRP]
NB7160	Goat anti-Rabbit IgG (H+L) Secondary Antibody [HRP]
H00001141-Q01-10ug	Recombinant Human Nicotinic Acetylcholine Receptor beta 2 GST (N-Term) Protein
210-TA-005	TNF-alpha [Unconjugated]

Limitations

This product is for research use only and is not approved for use in humans or in clinical diagnosis. Primary Antibodies are guaranteed for 1 year from date of receipt.

For more information on our 100% guarantee, please visit www.novusbio.com/guarantee

Earn gift cards/discounts by submitting a review: www.novusbio.com/reviews/submit/NBP2-82291

Earn gift cards/discounts by submitting a publication using this product:
www.novusbio.com/publications

