

Product Datasheet

ZnT-8/SLC30A8 Antibody - BSA Free NBP2-82056

Unit Size: 0.1 mg

Store at 4C short term. Aliquot and store at -20C long term. Avoid freeze-thaw cycles.

www.novusbio.com



technical@novusbio.com

Protocols, Publications, Related Products, Reviews, Research Tools and Images at:
www.novusbio.com/NBP2-82056

Updated 10/19/2023 v.20.1

Earn rewards for product
reviews and publications.

Submit a publication at www.novusbio.com/publications

Submit a review at www.novusbio.com/reviews/destination/NBP2-82056



NBP2-82056

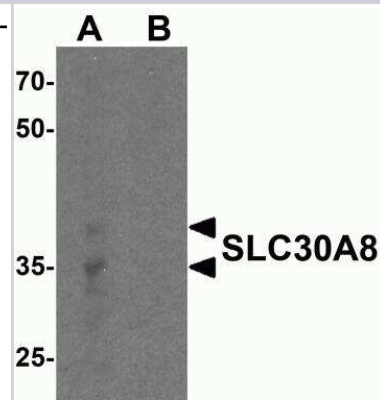
ZnT-8/SLC30A8 Antibody - BSA Free

Product Information	
Unit Size	0.1 mg
Concentration	1 mg/ml
Storage	Store at 4C short term. Aliquot and store at -20C long term. Avoid freeze-thaw cycles.
Clonality	Polyclonal
Preservative	0.02% Sodium Azide
Isotype	IgG
Purity	Peptide affinity purified
Buffer	PBS
Target Molecular Weight	35, 41 kDa
Product Description	
Host	Rabbit
Gene ID	169026
Gene Symbol	SLC30A8
Species	Human
Specificity/Sensitivity	Two isoforms of ZnT-8/SLC30A8 are known to exist; this antibody will detect both isoforms. This ZnT-8/SLC30A8 antibody is predicted to not cross-react with other members of the SLC30 protein family.
Immunogen	SLC30A8 antibody was raised against a peptide corresponding to 14 amino acids near the amino terminus of human SLC30A8. Amino Acid Sequence: CHSGSKPTEKGANEY
Product Application Details	
Applications	Western Blot, ELISA, Immunocytochemistry/ Immunofluorescence, Immunohistochemistry, Immunohistochemistry-Paraffin
Recommended Dilutions	Western Blot 1-2 ug/ml, ELISA, Immunohistochemistry 10 ug/ml, Immunocytochemistry/ Immunofluorescence 20 ug/ml, Immunohistochemistry-Paraffin

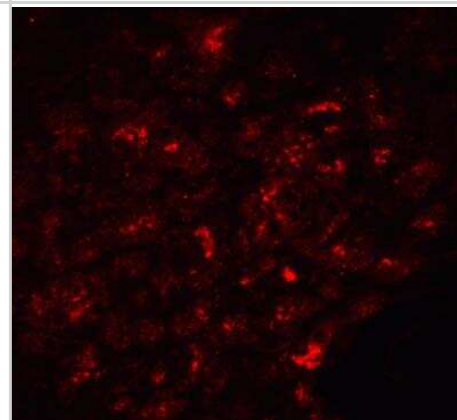


Images

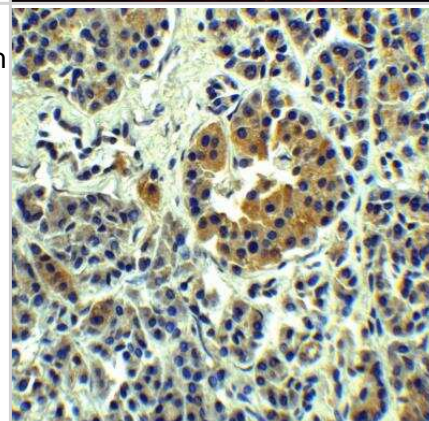
Western Blot: ZnT-8/SLC30A8 Antibody [NBP2-82056] - Analysis of ZnT-8/SLC30A8 in human pancreas tissue lysate with ZnT-8/SLC30A8 antibody at 1 ug/ml in (A) the absence and (B) the presence of blocking peptide.



Immunocytochemistry/Immunofluorescence: ZnT-8/SLC30A8 Antibody [NBP2-82056] - Immunofluorescence of ZnT-8/SLC30A8 in human pancreas tissue with ZnT-8/SLC30A8 Antibody at 20 ug/mL.



Immunohistochemistry: ZnT-8/SLC30A8 Antibody [NBP2-82056] - Immunohistochemistry of ZnT-8/SLC30A8 in human pancreas tissue with ZnT-8/SLC30A8 Antibody at 5 ug/mL.





Novus Biologicals USA

10730 E. Briarwood Avenue
Centennial, CO 80112
USA
Phone: 303.730.1950
Toll Free: 1.888.506.6887
Fax: 303.730.1966
nb-customerservice@bio-techne.com

Bio-Techne Canada

21 Canmotor Ave
Toronto, ON M8Z 4E6
Canada
Phone: 905.827.6400
Toll Free: 855.668.8722
Fax: 905.827.6402
canada.inquires@bio-techne.com

Bio-Techne Ltd

19 Barton Lane
Abingdon Science Park
Abingdon, OX14 3NB, United Kingdom
Phone: (44) (0) 1235 529449
Free Phone: 0800 37 34 15
Fax: (44) (0) 1235 533420
info.EMEA@bio-techne.com

General Contact Information

www.novusbio.com
Technical Support: nb-technical@bio-techne.com
Orders: nb-customerservice@bio-techne.com
General: novus@novusbio.com

Products Related to NBP2-82056

HAF008	Goat anti-Rabbit IgG Secondary Antibody [HRP]
NB7160	Goat anti-Rabbit IgG (H+L) Secondary Antibody [HRP]
NBP2-24891	Rabbit IgG Isotype Control
NBP2-62701PEP	ZnT-8/SLC30A8 Recombinant Protein Antigen

Limitations

This product is for research use only and is not approved for use in humans or in clinical diagnosis. Primary Antibodies are guaranteed for 1 year from date of receipt.

For more information on our 100% guarantee, please visit www.novusbio.com/guarantee

Earn gift cards/discounts by submitting a review: www.novusbio.com/reviews/submit/NBP2-82056

Earn gift cards/discounts by submitting a publication using this product:
www.novusbio.com/publications

