

Product Datasheet

UHRF1BP1L Antibody - BSA Free NBP2-82047

Unit Size: 0.1 mg

Store at 4C short term. Aliquot and store at -20C long term. Avoid freeze-thaw cycles.

www.novusbio.com



technical@novusbio.com

Protocols, Publications, Related Products, Reviews, Research Tools and Images at:
www.novusbio.com/NBP2-82047

Updated 9/9/2025 v.20.1

Earn rewards for product
reviews and publications.

Submit a publication at www.novusbio.com/publications

Submit a review at www.novusbio.com/reviews/destination/NBP2-82047



NBP2-82047

UHRF1BP1L Antibody - BSA Free

Product Information

Unit Size	0.1 mg
Concentration	1 mg/ml
Storage	Store at 4C short term. Aliquot and store at -20C long term. Avoid freeze-thaw cycles.
Clonality	Polyclonal
Preservative	0.02% Sodium Azide
Isotype	IgG
Purity	Peptide affinity purified
Buffer	PBS

Product Description

Description	Novus Biologicals Rabbit UHRF1BP1L Antibody - BSA Free (NBP2-82047) is a polyclonal antibody validated for use in IHC, WB, ELISA and ICC/IF. All Novus Biologicals antibodies are covered by our 100% guarantee.
Host	Rabbit
Gene ID	23074
Gene Symbol	BLTP3B
Species	Human, Mouse
Specificity/Sensitivity	At least two isoforms of UHRF1BP1L are known to exist; this antibody will recognize both isoforms. UHRF1BP1L antibody is predicted to not cross-react with UHRF1BP1
Immunogen	UHRF1BP1L antibody was raised against a 17 amino acid synthetic peptide near the center of human UHRF1BP1L. The immunogen is located within amino acids 980 - 1030 of UHRF1BP1L. Amino Acid Sequence: EIGSETSDKKDSFYTDS

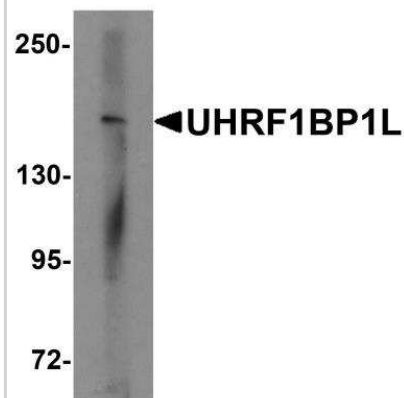
Product Application Details

Applications	Western Blot, Immunohistochemistry-Paraffin, ELISA, Immunocytochemistry/Immunofluorescence, Immunohistochemistry
Recommended Dilutions	Western Blot 1 ug/ml, ELISA, Immunohistochemistry 2.5 ug/ml, Immunocytochemistry/ Immunofluorescence 20 ug/ml, Immunohistochemistry-Paraffin

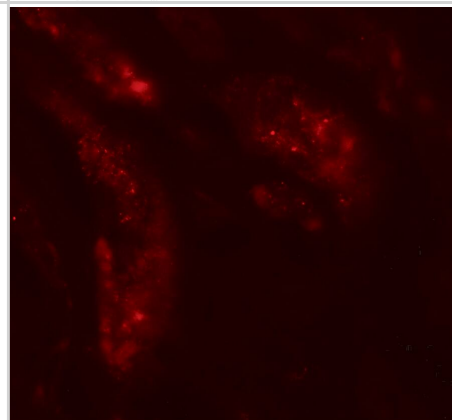


Images

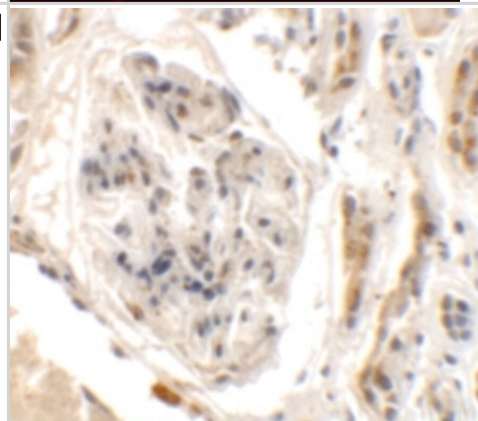
Western Blot: UHRF1BP1L Antibody [NBP2-82047] - Analysis of UHRF1BP1L in mouse brain tissue lysate with UHRF1BP1L antibody at 1 ug/ml.



Immunocytochemistry/ Immunofluorescence: UHRF1BP1L Antibody - BSA Free [NBP2-82047] - Immunofluorescence of UHRF1BP1L in human kidney tissue with UHRF1BP1L antibody at 20 ug/mL.



Immunohistochemistry: UHRF1BP1L Antibody - BSA Free [NBP2-82047] - Immunohistochemistry of UHRF1BP1L in human kidney tissue with UHRF1BP1L antibody at 2.5 ug/mL.





Novus Biologicals USA

10730 E. Briarwood Avenue
Centennial, CO 80112
USA
Phone: 303.730.1950
Toll Free: 1.888.506.6887
Fax: 303.730.1966
nb-customerservice@bio-techne.com

Bio-Techne Canada

21 Canmotor Ave
Toronto, ON M8Z 4E6
Canada
Phone: 905.827.6400
Toll Free: 855.668.8722
Fax: 905.827.6402
canada.inquires@bio-techne.com

Bio-Techne Ltd

19 Barton Lane
Abingdon Science Park
Abingdon, OX14 3NB, United Kingdom
Phone: (44) (0) 1235 529449
Free Phone: 0800 37 34 15
Fax: (44) (0) 1235 533420
info.EMEA@bio-techne.com

General Contact Information

www.novusbio.com
Technical Support: nb-technical@bio-techne.com
Orders: nb-customerservice@bio-techne.com
General: novus@novusbio.com

Products Related to NBP2-82047

HAF008	Goat anti-Rabbit IgG Secondary Antibody [HRP]
NB7160	Goat anti-Rabbit IgG (H+L) Secondary Antibody [HRP]
NBP2-24891	Rabbit IgG Isotype Control
H00023074-P01-10ug	Recombinant Human UHRF1BP1L GST (N-Term) Protein

Limitations

This product is for research use only and is not approved for use in humans or in clinical diagnosis. Primary Antibodies are guaranteed for 1 year from date of receipt.

For more information on our 100% guarantee, please visit www.novusbio.com/guarantee

Earn gift cards/discounts by submitting a review: www.novusbio.com/reviews/submit/NBP2-82047

Earn gift cards/discounts by submitting a publication using this product:
www.novusbio.com/publications

