

Product Datasheet

RILPL2 Antibody - BSA Free

NBP2-81993

Unit Size: 0.1 mg

Store at 4C short term. Aliquot and store at -20C long term. Avoid freeze-thaw cycles.

www.novusbio.com



technical@novusbio.com

Protocols, Publications, Related Products, Reviews, Research Tools and Images at:
www.novusbio.com/NBP2-81993

Updated 9/9/2025 v.20.1

Earn rewards for product
reviews and publications.

Submit a publication at www.novusbio.com/publications

Submit a review at www.novusbio.com/reviews/destination/NBP2-81993



NBP2-81993

RILPL2 Antibody - BSA Free

Product Information	
Unit Size	0.1 mg
Concentration	1 mg/ml
Storage	Store at 4C short term. Aliquot and store at -20C long term. Avoid freeze-thaw cycles.
Clonality	Polyclonal
Preservative	0.02% Sodium Azide
Isotype	IgG
Purity	Peptide affinity purified
Buffer	PBS

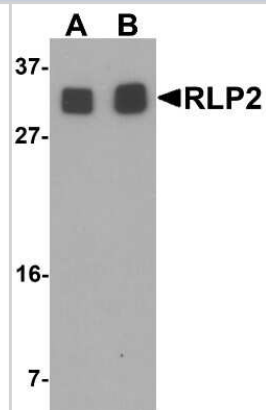
Product Description	
Description	Novus Biologicals Rabbit RILPL2 Antibody - BSA Free (NBP2-81993) is a polyclonal antibody validated for use in IHC, WB, ELISA and ICC/IF. All Novus Biologicals antibodies are covered by our 100% guarantee.
Host	Rabbit
Gene ID	196383
Gene Symbol	RILPL2
Species	Human
Immunogen	RILPL2 antibody was raised against an 16 amino acid synthetic peptide near the center of human RILPL2. The immunogen is located within amino acids 110 - 160 of RILPL2. Amino Acid Sequence: VDLTDPNRPRFTLQEL

Product Application Details	
Applications	Western Blot, Immunohistochemistry-Paraffin, ELISA, Immunocytochemistry/Immunofluorescence, Immunohistochemistry
Recommended Dilutions	Western Blot 1-2 ug/ml, ELISA, Immunohistochemistry 2.5 ug/mL, Immunocytochemistry/ Immunofluorescence 2.5 ug/ml, Immunohistochemistry-Paraffin

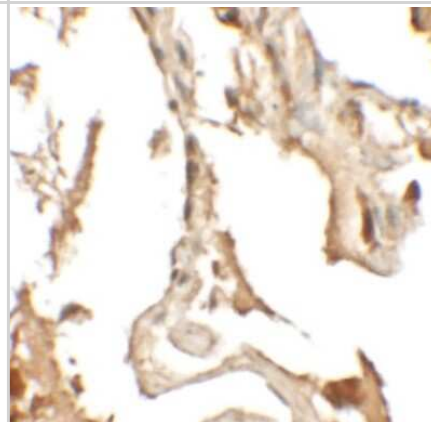


Images

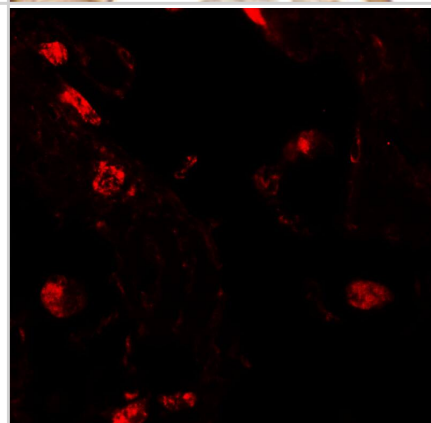
Western Blot: RILPL2 Antibody [NBP2-81993] - Western blot analysis of RILPL2 in A549 cell lysate with RILPL2 antibody at (A) 1 and (B) 2 ug/mL.



Immunohistochemistry: RILPL2 Antibody [NBP2-81993] - Immunohistochemistry of RILPL2 in human lung tissue with RILPL2 antibody at 2.5 ug/mL.



Immunocytochemistry/ Immunofluorescence: RILPL2 Antibody - BSA Free [NBP2-81993] - Immunofluorescence of RILPL2 in human lung tissue with RILPL2 antibody at 20 ug/mL.





Novus Biologicals USA

10730 E. Briarwood Avenue
Centennial, CO 80112
USA
Phone: 303.730.1950
Toll Free: 1.888.506.6887
Fax: 303.730.1966
nb-customerservice@bio-techne.com

Bio-Techne Canada

21 Canmotor Ave
Toronto, ON M8Z 4E6
Canada
Phone: 905.827.6400
Toll Free: 855.668.8722
Fax: 905.827.6402
canada.inquires@bio-techne.com

Bio-Techne Ltd

19 Barton Lane
Abingdon Science Park
Abingdon, OX14 3NB, United Kingdom
Phone: (44) (0) 1235 529449
Free Phone: 0800 37 34 15
Fax: (44) (0) 1235 533420
info.EMEA@bio-techne.com

General Contact Information

www.novusbio.com
Technical Support: nb-technical@bio-techne.com
Orders: nb-customerservice@bio-techne.com
General: novus@novusbio.com

Products Related to NBP2-81993

HAF008	Goat anti-Rabbit IgG Secondary Antibody [HRP]
NB7160	Goat anti-Rabbit IgG (H+L) Secondary Antibody [HRP]
NBP2-24891	Rabbit IgG Isotype Control
NBP1-82041PEP	RILPL2 Recombinant Protein Antigen

Limitations

This product is for research use only and is not approved for use in humans or in clinical diagnosis. Primary Antibodies are guaranteed for 1 year from date of receipt.

For more information on our 100% guarantee, please visit www.novusbio.com/guarantee

Earn gift cards/discounts by submitting a review: www.novusbio.com/reviews/submit/NBP2-81993

Earn gift cards/discounts by submitting a publication using this product:
www.novusbio.com/publications

