

Product Datasheet

Golgin 97 Antibody - BSA Free

NBP2-81753

Unit Size: 0.1 mg

Store at 4C short term. Aliquot and store at -20C long term. Avoid freeze-thaw cycles.

www.novusbio.com



technical@novusbio.com

Protocols, Publications, Related Products, Reviews, Research Tools and Images at:
www.novusbio.com/NBP2-81753

Updated 9/9/2025 v.20.1

Earn rewards for product
reviews and publications.

Submit a publication at www.novusbio.com/publications

Submit a review at www.novusbio.com/reviews/destination/NBP2-81753



NBP2-81753

Golgin 97 Antibody - BSA Free

Product Information

Unit Size	0.1 mg
Concentration	1 mg/ml
Storage	Store at 4C short term. Aliquot and store at -20C long term. Avoid freeze-thaw cycles.
Clonality	Polyclonal
Preservative	0.02% Sodium Azide
Isotype	IgG
Purity	Peptide affinity purified
Buffer	PBS
Target Molecular Weight	120 kDa

Product Description

Description	Novus Biologicals Rabbit Golgin 97 Antibody - BSA Free (NBP2-81753) is a polyclonal antibody validated for use in IHC, WB, ELISA and ICC/IF. All Novus Biologicals antibodies are covered by our 100% guarantee.
Host	Rabbit
Gene ID	2800
Gene Symbol	GOLGA1
Species	Human, Mouse, Rat
Specificity/Sensitivity	GOLGIN97 antibody is human, mouse and rat reactive. At least two isoforms of GOLGIN97 are known to exist; this antibody will detect only the longer isoform. GOLGIN97 antibody is predicted to not cross-react with other GOLGIN family proteins.
Immunogen	Golgin 97 antibody was raised against a 17 amino acid peptide near the amino terminus of human Golgin 97. The immunogen is located within amino acids 30 - 80 of Golgin 97. Amino Acid Sequence: DFASDGSSSREDLSSQL

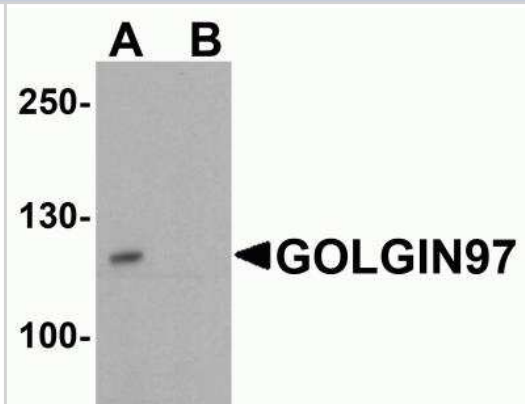
Product Application Details

Applications	Western Blot, Immunohistochemistry-Paraffin, ELISA, Immunocytochemistry/Immunofluorescence, Immunohistochemistry
Recommended Dilutions	Western Blot 1-2 ug/ml, ELISA, Immunohistochemistry 5 ug/ml, Immunocytochemistry/ Immunofluorescence 20 ug/ml, Immunohistochemistry-Paraffin

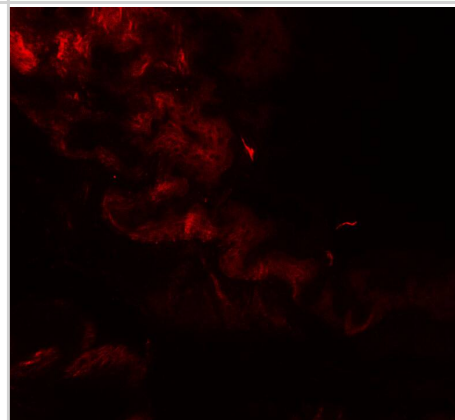


Images

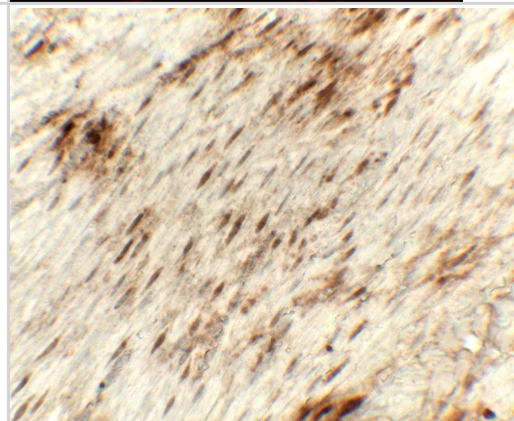
Western Blot: Golgin 97 Antibody [NBP2-81753] - Western blot analysis of Golgin 97 in human stomach tissue lysate with Golgin 97 antibody at 1 ug/ml in (A) the absence and (B) the presence of blocking peptide.



Immunocytochemistry/ Immunofluorescence: Golgin 97 Antibody - BSA Free [NBP2-81753] - Immunofluorescence of Golgin 97 in rat stomach tissue with Golgin 97 antibody at 20 ug/mL.



Immunohistochemistry: Golgin 97 Antibody - BSA Free [NBP2-81753] - Immunohistochemistry of Golgin 97 in rat stomach tissue with Golgin 97 antibody at 5 ug/mL.





Novus Biologicals USA

10730 E. Briarwood Avenue
Centennial, CO 80112
USA
Phone: 303.730.1950
Toll Free: 1.888.506.6887
Fax: 303.730.1966
nb-customerservice@bio-techne.com

Bio-Techne Canada

21 Canmotor Ave
Toronto, ON M8Z 4E6
Canada
Phone: 905.827.6400
Toll Free: 855.668.8722
Fax: 905.827.6402
canada.inquires@bio-techne.com

Bio-Techne Ltd

19 Barton Lane
Abingdon Science Park
Abingdon, OX14 3NB, United Kingdom
Phone: (44) (0) 1235 529449
Free Phone: 0800 37 34 15
Fax: (44) (0) 1235 533420
info.EMEA@bio-techne.com

General Contact Information

www.novusbio.com
Technical Support: nb-technical@bio-techne.com
Orders: nb-customerservice@bio-techne.com
General: novus@novusbio.com

Products Related to NBP2-81753

HAF008	Goat anti-Rabbit IgG Secondary Antibody [HRP]
NB7160	Goat anti-Rabbit IgG (H+L) Secondary Antibody [HRP]
NBP2-24891	Rabbit IgG Isotype Control
NBP2-55299PEP	Golgin 97 Recombinant Protein Antigen

Limitations

This product is for research use only and is not approved for use in humans or in clinical diagnosis. Primary Antibodies are guaranteed for 1 year from date of receipt.

For more information on our 100% guarantee, please visit www.novusbio.com/guarantee

Earn gift cards/discounts by submitting a review: www.novusbio.com/reviews/submit/NBP2-81753

Earn gift cards/discounts by submitting a publication using this product:
www.novusbio.com/publications

