

Product Datasheet

ADAM29 Antibody - BSA Free

NBP2-81697

Unit Size: 0.1 mg

Store at 4C short term. Aliquot and store at -20C long term. Avoid freeze-thaw cycles.

www.novusbio.com



technical@novusbio.com

Protocols, Publications, Related Products, Reviews, Research Tools and Images at:
www.novusbio.com/NBP2-81697

Updated 10/19/2023 v.20.1

Earn rewards for product
reviews and publications.

Submit a publication at www.novusbio.com/publications

Submit a review at www.novusbio.com/reviews/destination/NBP2-81697



NBP2-81697

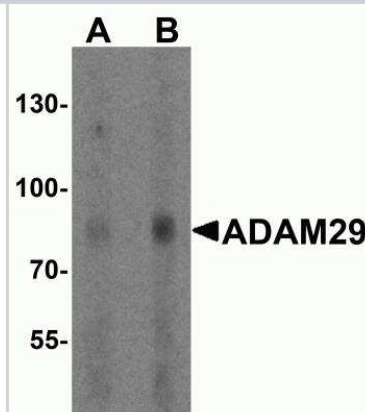
ADAM29 Antibody - BSA Free

Product Information	
Unit Size	0.1 mg
Concentration	1 mg/ml
Storage	Store at 4C short term. Aliquot and store at -20C long term. Avoid freeze-thaw cycles.
Clonality	Polyclonal
Preservative	0.02% Sodium Azide
Isotype	IgG
Purity	Peptide affinity purified
Buffer	PBS
Target Molecular Weight	80 kDa
Product Description	
Host	Rabbit
Gene ID	11086
Gene Symbol	ADAM29
Species	Human
Specificity/Sensitivity	ADAM29 antibody is human specific. ADAM29 antibody is predicted to not cross-react with other ADAM family proteins.
Immunogen	ADAM29 antibody was raised against a 19 amino acid peptide near the carboxy terminus of human ADAM29. The immunogen is located within amino acids 710 - 760 of ADAM29. Amino Acid Sequence: EEEKIQRRPHELPPQSQPW
Product Application Details	
Applications	Western Blot, ELISA, Immunocytochemistry/ Immunofluorescence, Immunohistochemistry, Immunohistochemistry-Paraffin
Recommended Dilutions	Western Blot 1-2 ug/ml, ELISA, Immunohistochemistry 5 ug/ml, Immunocytochemistry/ Immunofluorescence 20 ug/ml, Immunohistochemistry-Paraffin

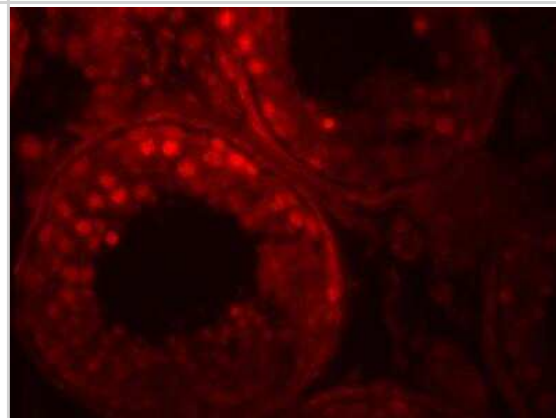


Images

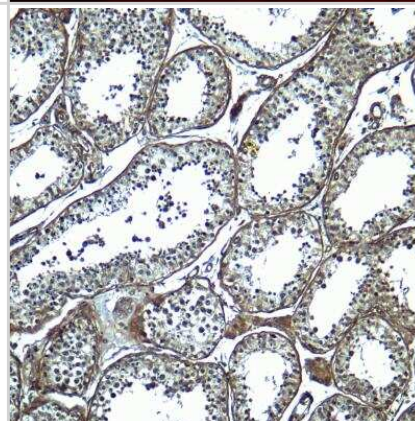
Western Blot: ADAM29 Antibody [NBP2-81697] - Analysis of ADAM29 in human bladder tissue lysate with ADAM29 antibody at (A) 1 and (B) 2 ug/ml.



Immunocytochemistry/Immunofluorescence: ADAM29 Antibody [NBP2-81697] - Immunofluorescence of ADAM29 in human testis tissue with ADAM29 antibody at 20 ug/mL.



Immunohistochemistry: ADAM29 Antibody [NBP2-81697] - Immunohistochemistry of ADAM29 in human testis tissue with ADAM29 antibody at 5 ug/mL.





Novus Biologicals USA

10730 E. Briarwood Avenue
Centennial, CO 80112
USA
Phone: 303.730.1950
Toll Free: 1.888.506.6887
Fax: 303.730.1966
nb-customerservice@bio-techne.com

Bio-Techne Canada

21 Canmotor Ave
Toronto, ON M8Z 4E6
Canada
Phone: 905.827.6400
Toll Free: 855.668.8722
Fax: 905.827.6402
canada.inquires@bio-techne.com

Bio-Techne Ltd

19 Barton Lane
Abingdon Science Park
Abingdon, OX14 3NB, United Kingdom
Phone: (44) (0) 1235 529449
Free Phone: 0800 37 34 15
Fax: (44) (0) 1235 533420
info.EMEA@bio-techne.com

General Contact Information

www.novusbio.com
Technical Support: nb-technical@bio-techne.com
Orders: nb-customerservice@bio-techne.com
General: novus@novusbio.com

Products Related to NBP2-81697

HAF008	Goat anti-Rabbit IgG Secondary Antibody [HRP]
NB7160	Goat anti-Rabbit IgG (H+L) Secondary Antibody [HRP]
NBP2-24891	Rabbit IgG Isotype Control
DBLYS0B	BAFF/BLyS/TNFSF13B [HRP]

Limitations

This product is for research use only and is not approved for use in humans or in clinical diagnosis. Primary Antibodies are guaranteed for 1 year from date of receipt.

For more information on our 100% guarantee, please visit www.novusbio.com/guarantee

Earn gift cards/discounts by submitting a review: www.novusbio.com/reviews/submit/NBP2-81697

Earn gift cards/discounts by submitting a publication using this product:
www.novusbio.com/publications

