

Product Datasheet

VCAM-1/CD106 Antibody (6G9) - Azide and BSA Free NBP2-81005

Unit Size: 0.1 ml

Store at 4C short term. Aliquot and store at -20C long term. Avoid freeze-thaw cycles.

www.novusbio.com



technical@novusbio.com

Protocols, Publications, Related Products, Reviews, Research Tools and Images at:
www.novusbio.com/NBP2-81005

Updated 4/13/2025 v.20.1

Earn rewards for product
reviews and publications.

Submit a publication at www.novusbio.com/publications

Submit a review at www.novusbio.com/reviews/destination/NBP2-81005



NBP2-81005

VCAM-1/CD106 Antibody (6G9) - Azide and BSA Free

Product Information

Unit Size	0.1 ml
Concentration	1 mg/ml
Storage	Store at 4C short term. Aliquot and store at -20C long term. Avoid freeze-thaw cycles.
Clonality	Monoclonal
Clone	6G9
Preservative	No Preservative
Isotype	IgG1
Purity	Ammonium sulfate precipitation
Buffer	PBS
Target Molecular Weight	81 kDa

Product Description

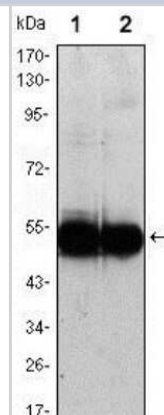
Host	Mouse
Gene ID	7412
Gene Symbol	VCAM1
Species	Human, Mouse
Immunogen	Purified recombinant fragment of human VCAM-1 expressed in E. coli. [Uniprot: P19320]

Product Application Details

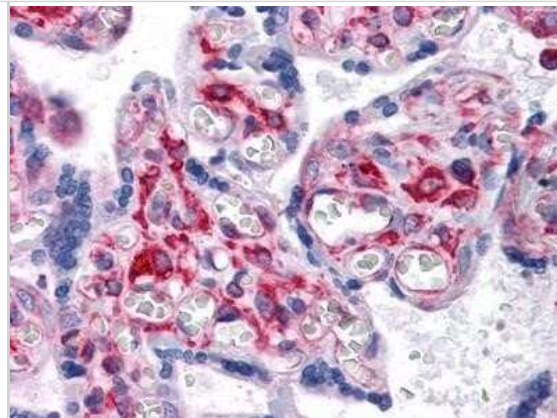
Applications	Western Blot, Simple Western, ELISA, Immunoblotting, Immunohistochemistry, Immunohistochemistry-Paraffin, Immunoprecipitation
Recommended Dilutions	Western Blot 1:500-1:2000, Simple Western 1:1000, ELISA 1:10000, Immunohistochemistry 1:200-1:1000, Immunoprecipitation reported in scientific literature (PMID 28569748), Immunohistochemistry-Paraffin 1:200-1:1000, Immunoblotting reported in scientific literature (PMID 28569748)
Application Notes	In Simple Western only 10 - 15 uL of the recommended dilution is used per data point. See Simple Western Antibody Database for Simple Western validation: antibody dilution of 1:1000. Separated by Size-Wes, Sally Sue/Peggy Sue.

Images

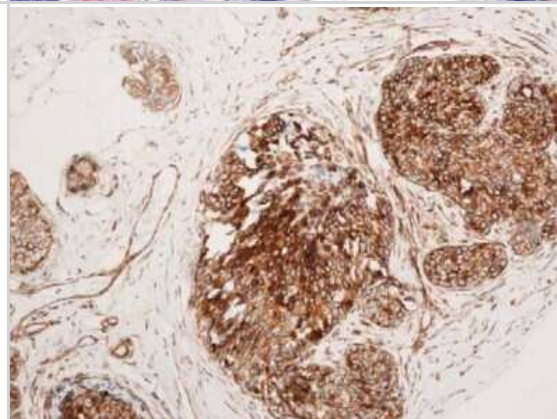
Western Blot: VCAM-1/CD106 Antibody (6G9) - Azide and BSA Free [NBP2-81005] - Using VCAM1 mouse mAb against (1) HUVEC and (2) EC cell lysate. Image from the standard format of this antibody.



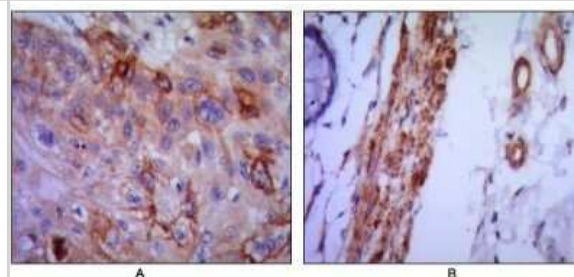
Immunohistochemistry: VCAM-1/CD106 Antibody (6G9) - Azide and BSA Free [NBP2-81005] - Human placenta tissues using VCAM1 mouse mAb. Image from the standard format of this antibody.



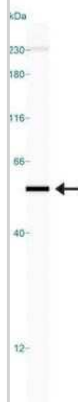
Immunohistochemistry: VCAM-1/CD106 Antibody (6G9) - Azide and BSA Free [NBP2-81005] - Breast carcinoma, cytoplasmic staining. Image from verified customer review. Image from the standard format of this antibody.



Immunohistochemistry: VCAM-1/CD106 Antibody (6G9) - Azide and BSA Free [NBP2-81005] - (A) human lung cancer and (B) colon cancer using VCAM1 mouse mAb with DAB staining. Image from the standard format of this antibody.



Simple Western: VCAM-1/CD106 Antibody (6G9) - Azide and BSA Free [NBP2-81005] - Lane view shows a specific band for CD106/VCAM1 in 0.5 mg/ml of HUVEC lysate. This experiment was performed under reducing conditions using the 12-230 kDa separation system. Image from the standard format of this antibody.





Novus Biologicals USA

10730 E. Briarwood Avenue
Centennial, CO 80112
USA
Phone: 303.730.1950
Toll Free: 1.888.506.6887
Fax: 303.730.1966
nb-customerservice@bio-techne.com

Bio-Techne Canada

21 Canmotor Ave
Toronto, ON M8Z 4E6
Canada
Phone: 905.827.6400
Toll Free: 855.668.8722
Fax: 905.827.6402
canada.inquires@bio-techne.com

Bio-Techne Ltd

19 Barton Lane
Abingdon Science Park
Abingdon, OX14 3NB, United Kingdom
Phone: (44) (0) 1235 529449
Free Phone: 0800 37 34 15
Fax: (44) (0) 1235 533420
info.EMEA@bio-techne.com

General Contact Information

www.novusbio.com
Technical Support: nb-technical@bio-techne.com
Orders: nb-customerservice@bio-techne.com
General: novus@novusbio.com

Products Related to NBP2-81005

HAF007	Goat anti-Mouse IgG Secondary Antibody [HRP]
NB720-B	Rabbit anti-Mouse IgG (H+L) Secondary Antibody [Biotin]
NBP1-97005-0.5mg	Mouse IgG1 Isotype Control (MG1)
NBP2-38223PEP	VCAM-1/CD106 Recombinant Protein Antigen

Limitations

This product is for research use only and is not approved for use in humans or in clinical diagnosis. Primary Antibodies are guaranteed for 1 year from date of receipt.

For more information on our 100% guarantee, please visit www.novusbio.com/guarantee

Earn gift cards/discounts by submitting a review: www.novusbio.com/reviews/submit/NBP2-81005

Earn gift cards/discounts by submitting a publication using this product:
www.novusbio.com/publications

