

Product Datasheet

KAT3B/p300 Antibody (RW128) - Azide and BSA Free NBP2-80819

Unit Size: 0.1 ml

Aliquot and store at -20C or -80C. Avoid freeze-thaw cycles.

www.novusbio.com



technical@novusbio.com

Protocols, Publications, Related Products, Reviews, Research Tools and Images at:
www.novusbio.com/NBP2-80819

Updated 9/9/2025 v.20.1

Earn rewards for product
reviews and publications.

Submit a publication at www.novusbio.com/publications

Submit a review at www.novusbio.com/reviews/destination/NBP2-80819



NBP2-80819

KAT3B/p300 Antibody (RW128) - Azide and BSA Free

| Product Information | |
|-------------------------|--|
| Unit Size | 0.1 ml |
| Concentration | 1 mg/ml |
| Storage | Aliquot and store at -20C or -80C. Avoid freeze-thaw cycles. |
| Clonality | Monoclonal |
| Clone | RW128 |
| Preservative | No Preservative |
| Isotype | IgG1 Kappa |
| Purity | Protein A purified |
| Buffer | PBS |
| Target Molecular Weight | 300 kDa |


| Product Description | |
|---------------------|---|
| Description | Novus Biologicals Mouse KAT3B/p300 Antibody (RW128) - Azide and BSA Free (NB100-507) is a monoclonal antibody validated for use in WB, Flow, ICC/IF and IP. All Novus Biologicals antibodies are covered by our 100% guarantee. |
| Host | Mouse |
| Gene ID | 2033 |
| Gene Symbol | EP300 |
| Species | Human, Mouse, Rat, Mustelid, Primate |
| Immunogen | Fusion protein containing residues 1572-2371 of human KAT3B/p300. [UniProt# Q0947] |

| Product Application Details | |
|-----------------------------|--|
| Applications | Western Blot, Flow Cytometry, Flow (Intracellular), Immunocytochemistry/Immunofluorescence, Immunoprecipitation |
| Recommended Dilutions | Western Blot 1:250 - 1:500, Flow Cytometry, Immunocytochemistry/Immunofluorescence 1:10 - 1:2000, Immunoprecipitation 1:10 - 1:500, Flow (Intracellular) 1 ug/ml |

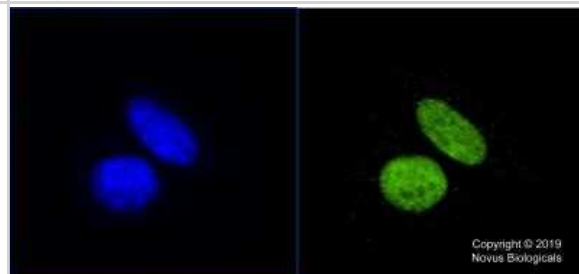


Images

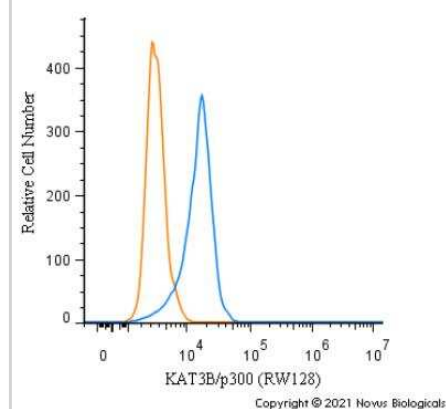
Western Blot: KAT3B/p300 Antibody (RW128) - Azide and BSA Free [NBP2-80819] - Detection of p300 in a HeLa nuclear extract using NB100-507 (1:250). ECL: 15 sec exposure. Image from the standard format of this antibody.



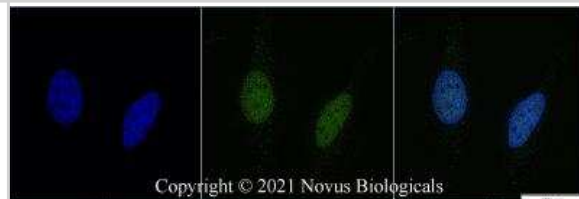
Immunocytochemistry/Immunofluorescence: KAT3B/p300 Antibody (RW128) - Azide and BSA Free [NBP2-80819] - HeLa cells were fixed in 4% paraformaldehyde for 10 min and permeabilized in 0.05% Triton X-100 in PBS for 5 minutes. The cells were incubated with anti-KAT3B Antibody (RW128) at 5 ug/ml for 60 minutes at room temperature and detected with an anti-mouse Dylight 488 (Green) at a 1:1000 dilution for 60 minutes. Nuclei were counterstained with DAPI (Blue). Cells were imaged using a 100X objective. Image from the standard format of this antibody.



Flow Cytometry: KAT3B/p300 Antibody (RW128) - Azide and BSA Free [NBP2-80819] - An intracellular stain was performed on Raw264.7 cells with KAT3B/p300 Antibody (RW128) NBP2-80819 (blue) and a matched isotype control (orange). Cells were fixed with 4% PFA and then permeabilized with 0.1% saponin. Cells were incubated in an antibody dilution of 1.0 ug/mL for 30 minutes at room temperature, followed by Mouse IgG (H+L) Cross-Adsorbed Secondary Antibody, Dylight 550 (35503, Thermo Fisher).



Immunocytochemistry/Immunofluorescence: KAT3B/p300 Antibody (RW128) - Azide and BSA Free [NBP2-80819] - HeLa cells were fixed in 4% paraformaldehyde for 10 minutes and permeabilized in 0.5% Triton X-100 in PBS for 5 minutes. The cells were incubated with anti-KAT3B/p300 Antibody (RW128) NBP2-80819 at 2 ug/ml overnight at 4C and detected with an anti-mouse Dylight 488 (Green) at a 1:1000 dilution for 60 minutes. Nuclei were counterstained with DAPI (Blue). Cells were imaged using a 100X objective and digitally deconvolved.





Novus Biologicals USA

10730 E. Briarwood Avenue
Centennial, CO 80112
USA
Phone: 303.730.1950
Toll Free: 1.888.506.6887
Fax: 303.730.1966
nb-customerservice@bio-techne.com

Bio-Techne Canada

21 Canmotor Ave
Toronto, ON M8Z 4E6
Canada
Phone: 905.827.6400
Toll Free: 855.668.8722
Fax: 905.827.6402
canada.inquires@bio-techne.com

Bio-Techne Ltd

19 Barton Lane
Abingdon Science Park
Abingdon, OX14 3NB, United Kingdom
Phone: (44) (0) 1235 529449
Free Phone: 0800 37 34 15
Fax: (44) (0) 1235 533420
info.EMEA@bio-techne.com

General Contact Information

www.novusbio.com
Technical Support: nb-technical@bio-techne.com
Orders: nb-customerservice@bio-techne.com
General: novus@novusbio.com

Products Related to NBP2-80819

| | |
|--------------------|---|
| HAF007 | Goat anti-Mouse IgG Secondary Antibody [HRP] |
| NB720-B | Rabbit anti-Mouse IgG (H+L) Secondary Antibody [Biotin] |
| NBP1-43319-0.5mg | Mouse IgG1 Kappa Isotype Control (P3.6.2.8.1) |
| H00002033-Q01-10ug | Recombinant Human KAT3B/p300 GST (N-Term) Protein |

Limitations

This product is for research use only and is not approved for use in humans or in clinical diagnosis. Primary Antibodies are guaranteed for 1 year from date of receipt.

For more information on our 100% guarantee, please visit www.novusbio.com/guarantee

Earn gift cards/discounts by submitting a review: www.novusbio.com/reviews/submit/NBP2-80819

Earn gift cards/discounts by submitting a publication using this product:
www.novusbio.com/publications

