

# Product Datasheet

## IL-17F Antibody (4H1629.1) - Azide and BSA Free NBP2-80796

Unit Size: 0.1 mg

Store at 4C short term. Aliquot and store at -20C long term. Avoid freeze-thaw cycles.

[www.novusbio.com](http://www.novusbio.com)



[technical@novusbio.com](mailto:technical@novusbio.com)

Protocols, Publications, Related Products, Reviews, Research Tools and Images at:  
[www.novusbio.com/NBP2-80796](http://www.novusbio.com/NBP2-80796)

Updated 9/9/2025 v.20.1

Earn rewards for product  
reviews and publications.

Submit a publication at [www.novusbio.com/publications](http://www.novusbio.com/publications)

Submit a review at [www.novusbio.com/reviews/destination/NBP2-80796](http://www.novusbio.com/reviews/destination/NBP2-80796)



**NBP2-80796**

IL-17F Antibody (4H1629.1) - Azide and BSA Free


Product Information	
Unit Size	0.1 mg
Concentration	1 mg/ml
Storage	Store at 4C short term. Aliquot and store at -20C long term. Avoid freeze-thaw cycles.
Clonality	Monoclonal
Clone	4H1629.1
Preservative	No Preservative
Isotype	IgG1 Kappa
Purity	Protein G purified
Buffer	PBS

Product Description	
Description	Novus Biologicals Mouse IL-17F Antibody (4H1629.1) - Azide and BSA Free (NBP2-27327) is a monoclonal antibody validated for use in IHC and WB. All Novus Biologicals antibodies are covered by our 100% guarantee.
Host	Mouse
Gene ID	112744
Gene Symbol	IL17F
Species	Human
Reactivity Notes	The human IL17F protein shows 60% sequence similarity with Rat and 57% with Mouse, and in our testing this antibody did not react with Rat or Mouse recombinant IL17F proteins.
Immunogen	Full-length recombinant MRkIPkVGHT FFQkPESCPP VPGGSMkLDI GIINENQRVS MSRNIESRST SPWNYTVTWD PNRYPSEVVQ AQCRNLGCIN AQGkEDISMN SVPIQQETLV VRRkHQGCSV SFQLEkVLVT VGCTCVTPVI HHVQ

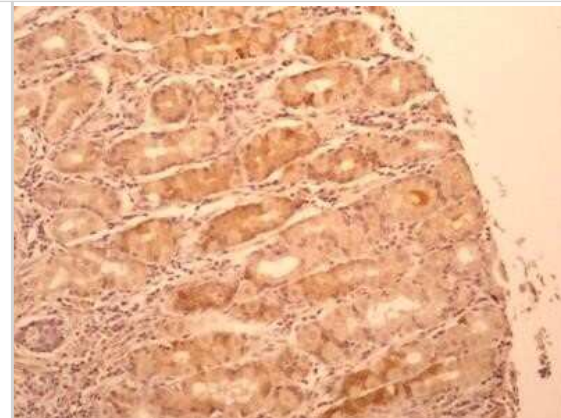
Product Application Details	
Applications	Western Blot, Immunohistochemistry-Paraffin, Immunohistochemistry
Recommended Dilutions	Western Blot 0.5-2ug/ml, Immunohistochemistry, Immunohistochemistry-Paraffin 5 ug/ml

**Images**

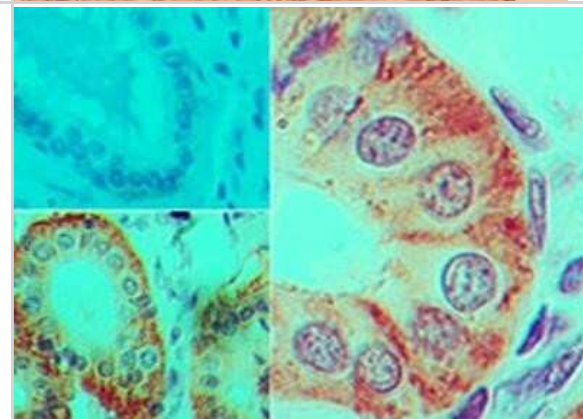
Western Blot: IL-17F Antibody (4H1629) - Azide and BSA Free [NBP2-80796] - Analysis on full-length recombinant IL-17F proteins of (1) Human, (2) Mouse and (3) Rat using IL-17F antibody (clone 4H1629) at a concentration of 0.5 ug/ml. Note: This antibody did not detect the mouse or rat -IL-17F recombinant proteins. Image from the standard format of this antibody.



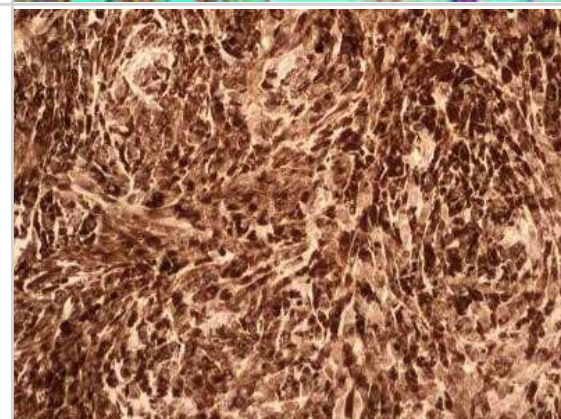
Immunohistochemistry-Paraffin: IL-17F Antibody (4H1629) - Azide and BSA Free [NBP2-80796] - Detection IL17F protein in a tissue section of human stomach cancer using IL17F antibody (clone 4H1629) at a concentration of 5 ug/ml. Diffused cytoplasmic staining was observed in the tissue section and interestingly, the expression levels in cancerous t



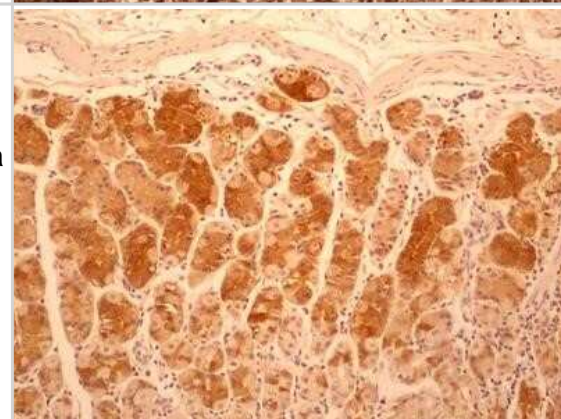
Immunohistochemistry: IL-17F Antibody (4H1629) - Azide and BSA Free [NBP2-80796] - Analysis of IL-17F in formalin-fixed paraffin-embedded human colon tissue using an isotype control (top left) and IL-17F antibody (bottom left and right) at 5 ug/ml concentration. Image from the standard format of this antibody.



Immunohistochemistry: IL-17F Antibody (4H1629) - Azide and BSA Free [NBP2-80796] - Detection IL-17F protein in a tissue section of human lymph node cancer using IL-17F antibody (clone 4H1629) at a concentration of 5 ug/ml. Image from the standard format of this antibody.



Immunohistochemistry: IL-17F Antibody (4H1629) - Azide and BSA Free [NBP2-80796] - Detection -IL-17F protein in a tissue section of normal human stomach using IL-17F antibody (clone 4H1629) at a concentration of 5 ug/ml. Cytoplasmic expression was observed all over the tissue section and the staining was found to be more intense especia





### **Novus Biologicals USA**

10730 E. Briarwood Avenue  
Centennial, CO 80112  
USA  
Phone: 303.730.1950  
Toll Free: 1.888.506.6887  
Fax: 303.730.1966  
nb-customerservice@bio-techne.com

### **Bio-Techne Canada**

21 Canmotor Ave  
Toronto, ON M8Z 4E6  
Canada  
Phone: 905.827.6400  
Toll Free: 855.668.8722  
Fax: 905.827.6402  
canada.inquires@bio-techne.com

### **Bio-Techne Ltd**

19 Barton Lane  
Abingdon Science Park  
Abingdon, OX14 3NB, United Kingdom  
Phone: (44) (0) 1235 529449  
Free Phone: 0800 37 34 15  
Fax: (44) (0) 1235 533420  
info.EMEA@bio-techne.com

### **General Contact Information**

[www.novusbio.com](http://www.novusbio.com)  
Technical Support: nb-technical@bio-techne.com  
Orders: nb-customerservice@bio-techne.com  
General: novus@novusbio.com

### **Products Related to NBP2-80796**

HAF007	Goat anti-Mouse IgG Secondary Antibody [HRP]
NB720-B	Rabbit anti-Mouse IgG (H+L) Secondary Antibody [Biotin]
NBP1-43319-0.5mg	Mouse IgG1 Kappa Isotype Control (P3.6.2.8.1)
NBP2-35046-5ug	Recombinant Human IL-17F Protein

### **Limitations**

This product is for research use only and is not approved for use in humans or in clinical diagnosis. Primary Antibodies are guaranteed for 1 year from date of receipt.

For more information on our 100% guarantee, please visit [www.novusbio.com/guarantee](http://www.novusbio.com/guarantee)

Earn gift cards/discounts by submitting a review: [www.novusbio.com/reviews/submit/NBP2-80796](http://www.novusbio.com/reviews/submit/NBP2-80796)

Earn gift cards/discounts by submitting a publication using this product:  
[www.novusbio.com/publications](http://www.novusbio.com/publications)

