

Product Datasheet

Histone H4 Antibody (5E10-D8) - Azide and BSA Free NBP2-80771

Unit Size: 0.1 ml

Store at 4C short term. Aliquot and store at -20C long term. Avoid freeze-thaw cycles.

www.novusbio.com



technical@novusbio.com

Protocols, Publications, Related Products, Reviews, Research Tools and Images at:
www.novusbio.com/NBP2-80771

Updated 8/21/2023 v.20.1

Earn rewards for product
reviews and publications.

Submit a publication at www.novusbio.com/publications

Submit a review at www.novusbio.com/reviews/destination/NBP2-80771



NBP2-80771


Histone H4 Antibody (5E10-D8) - Azide and BSA Free

Product Information	
Unit Size	0.1 ml
Concentration	1 mg/ml
Storage	Store at 4C short term. Aliquot and store at -20C long term. Avoid freeze-thaw cycles.
Clonality	Monoclonal
Clone	5E10-D8
Preservative	No Preservative
Isotype	IgG1 Kappa
Purity	Protein G purified
Buffer	Tris-Glycine, 0.15 M NaCl
Target Molecular Weight	11 kDa
Product Description	
Host	Mouse
Gene ID	121504
Gene Symbol	HIST4H4
Species	Human, Mouse, Rat, C. elegans, Drosophila, Mammal, Yeast
Reactivity Notes	Predicted to react all mammals
Immunogen	Branched peptide found between amino acids 10-100 of Histone H4. [UniProt# P62805]
Product Application Details	
Applications	Western Blot, Dot Blot, ELISA, Immunocytochemistry/Immunofluorescence, Chromatin Immunoprecipitation (ChIP)
Recommended Dilutions	Western Blot 1:1000, ELISA : 1:100-1:2000, Immunocytochemistry/Immunofluorescence : 1:200, Dot Blot : 1:2000, Chromatin Immunoprecipitation (ChIP) 1:10-1:500
Application Notes	This Histone H4 [Monomethyl Lys20] (5E10-D8) antibody is useful in Chromatin Immunoprecipitation, Dot Blot, ELISA, Immunocytochemistry/Immunofluorescence and Western blot. In WB a band is seen at ~11 kDa.



Images

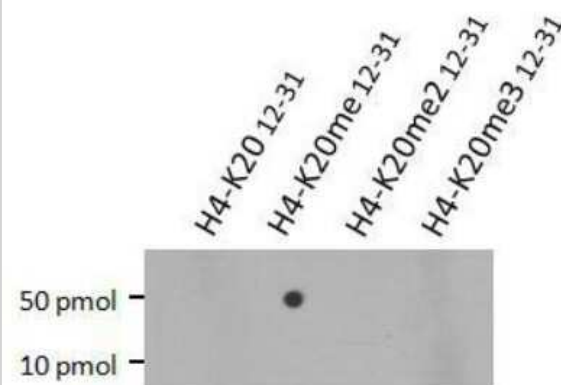
Western Blot: Histone H4 Antibody (5E10-D8) - Azide and BSA Free [NBP2-80771] - Analysis of Histone H4 me1K20 in HeLa histone lysates. Image from the standard format of this antibody.



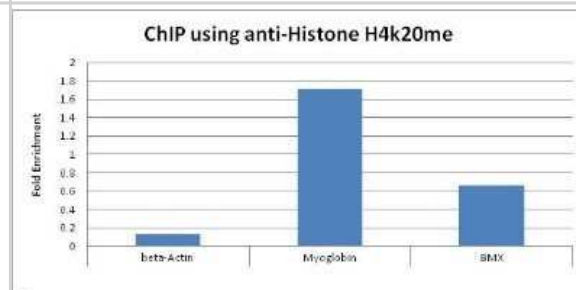
Immunocytochemistry/Immunofluorescence: Histone H4 Antibody (5E10-D8) - Azide and BSA Free [NBP2-80771] - Histone H4 [methyl Lys20] staining in Hela cells detected with a DyLight 488 labeled secondary antibody (Green) with Hoechst 33258 nuclear counterstain (Blue). Image from the standard format of this antibody.



Dot Blot: Histone H4 Antibody (5E10-D8) - Azide and BSA Free [NBP2-80771] - Analysis of Histone H4 me1K20 with 50 pmol or 10 pmol of peptides corresponding to amino acids 12-31 of Histone H4 bearing unmodified, monomethylated, dimethylated or trimethylated K20. Image from the standard format of this antibody.



ELISA: Histone H4 Antibody (5E10-D8) - Azide and BSA Free [NBP2-80771] - HeLa extracts. Image from the standard format of this antibody.





Novus Biologicals USA

10730 E. Briarwood Avenue
Centennial, CO 80112
USA
Phone: 303.730.1950
Toll Free: 1.888.506.6887
Fax: 303.730.1966
nb-customerservice@bio-techne.com

Bio-Techne Canada

21 Canmotor Ave
Toronto, ON M8Z 4E6
Canada
Phone: 905.827.6400
Toll Free: 855.668.8722
Fax: 905.827.6402
canada.inquires@bio-techne.com

Bio-Techne Ltd

19 Barton Lane
Abingdon Science Park
Abingdon, OX14 3NB, United Kingdom
Phone: (44) (0) 1235 529449
Free Phone: 0800 37 34 15
Fax: (44) (0) 1235 533420
info.EMEA@bio-techne.com

General Contact Information

www.novusbio.com
Technical Support: nb-technical@bio-techne.com
Orders: nb-customerservice@bio-techne.com
General: novus@novusbio.com

Products Related to NBP2-80771

HAF007	Goat anti-Mouse IgG Secondary Antibody [HRP]
NB720-B	Rabbit anti-Mouse IgG (H+L) Secondary Antibody [Biotin]
NBP1-43319-0.5mg	Mouse IgG1 Kappa Isotype Control (P3.6.2.8.1)
NB21-2090PEP	Histone H4 [Trimethyl Lys20] Antibody Blocking Peptide

Limitations

This product is for research use only and is not approved for use in humans or in clinical diagnosis. Primary Antibodies are guaranteed for 1 year from date of receipt.

For more information on our 100% guarantee, please visit www.novusbio.com/guarantee

Earn gift cards/discounts by submitting a review: www.novusbio.com/reviews/submit/NBP2-80771

Earn gift cards/discounts by submitting a publication using this product:
www.novusbio.com/publications

