

# Product Datasheet

## GSK-3 beta Antibody (3D10) - Azide and BSA Free NBP2-80757

Unit Size: 0.1 ml

Store at 4C short term. Aliquot and store at -20C long term. Avoid freeze-thaw cycles.

[www.novusbio.com](http://www.novusbio.com)



[technical@novusbio.com](mailto:technical@novusbio.com)

Protocols, Publications, Related Products, Reviews, Research Tools and Images at:  
[www.novusbio.com/NBP2-80757](http://www.novusbio.com/NBP2-80757)

Updated 4/13/2025 v.20.1

Earn rewards for product  
reviews and publications.

Submit a publication at [www.novusbio.com/publications](http://www.novusbio.com/publications)

Submit a review at [www.novusbio.com/reviews/destination/NBP2-80757](http://www.novusbio.com/reviews/destination/NBP2-80757)



**NBP2-80757**

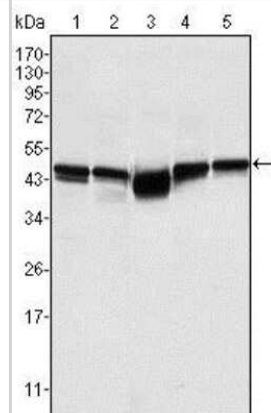
GSK-3 beta Antibody (3D10) - Azide and BSA Free

Product Information	
Unit Size	0.1 ml
Concentration	1 mg/ml
Storage	Store at 4C short term. Aliquot and store at -20C long term. Avoid freeze-thaw cycles.
Clonality	Monoclonal
Clone	3D10
Preservative	No Preservative
Isotype	IgG2a
Purity	Ammonium sulfate precipitation
Buffer	PBS
Target Molecular Weight	46 kDa
Product Description	
Host	Mouse
Gene ID	2932
Gene Symbol	GSK3B
Species	Human, Mouse, Rat, Primate
Immunogen	Purified recombinant fragment of human GSK3 beta expressed in E. coli. [UniProt# P49841]
Product Application Details	
Applications	Western Blot, Simple Western, ELISA, Flow Cytometry, Immunocytochemistry/Immunofluorescence, Immunohistochemistry, Immunohistochemistry-Paraffin, CyTOF-ready
Recommended Dilutions	Western Blot 1:500-1:2000, Simple Western 1:50, Flow Cytometry 1:200-1:400, ELISA 1:10000, Immunohistochemistry 1:200-1:1000, Immunocytochemistry/Immunofluorescence 1:200-1:1000, Immunohistochemistry-Paraffin, CyTOF-ready
Application Notes	<p>This GSK3 beta (3D10) antibody is useful for Western blot, Flow Cytometry, Immunocytochemistry/Immunofluorescence, Immunohistochemistry on paraffin-embedded sections and ELISA.</p> <p>In Simple Western only 10 - 15 uL of the recommended dilution is used per data point.</p> <p>See <a href="#">Simple Western Antibody Database</a> for Simple Western validation: antibody dilution of 1:50. Separated by Size-Wes, Sally Sue/Peggy Sue.</p>

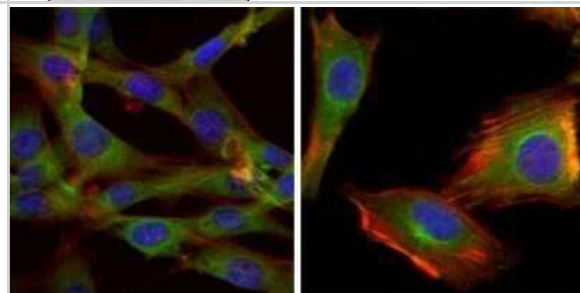


## Images

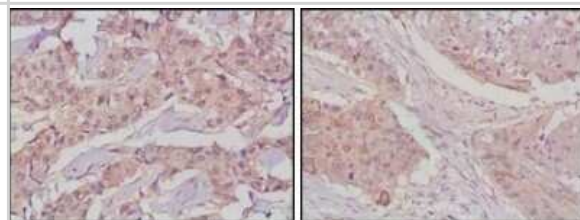
Western Blot: GSK-3 beta Antibody (3D10) - Azide and BSA Free [NBP2-80757] - Analysis using GSK3 beta mouse mAb against A549 (1), K562 (2), PC-12 (3), NIH/3T3 (4), and HEK293 (5) cell lysates. Image from the standard format of this antibody.



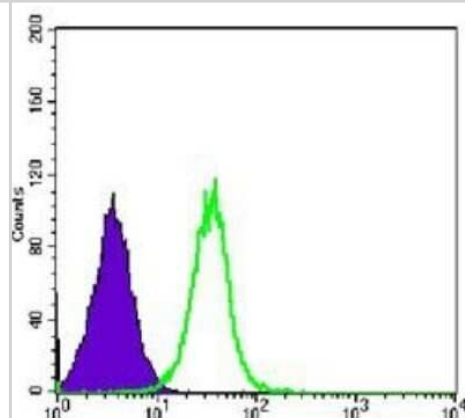
Immunocytochemistry/Immunofluorescence: GSK-3 beta Antibody (3D10) - Azide and BSA Free [NBP2-80757] - Analysis of NIH/3T3 (left) and U251 (right) cells using GSK3 beta mouse mAb (green). Blue: DRAQ5 fluorescent DNA dye. Red: Actin filaments have been labeled with Alexa Fluor-555 phalloidin. Image from the standard format of this antibody.



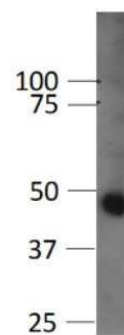
Immunohistochemistry-Paraffin: GSK-3 beta Antibody (3D10) - Azide and BSA Free [NBP2-80757] - Analysis of paraffin-embedded human lung cancer (left) and breast cancer tissues (right) using GSK3 beta mouse mAb with DAB staining. Image from the standard format of this antibody.



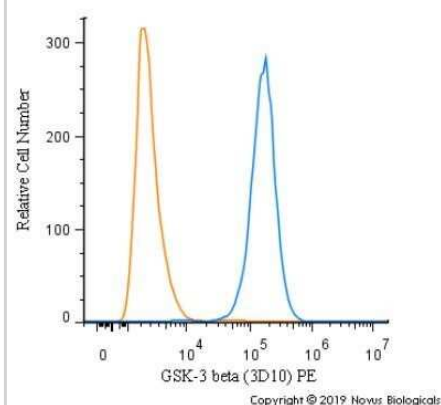
Flow Cytometry: GSK-3 beta Antibody (3D10) - Azide and BSA Free [NBP2-80757] - Flow cytometric analysis of Hela cells using GSK3 beta mouse mAb (green) and negative control (purple). Image from the standard format of this antibody.



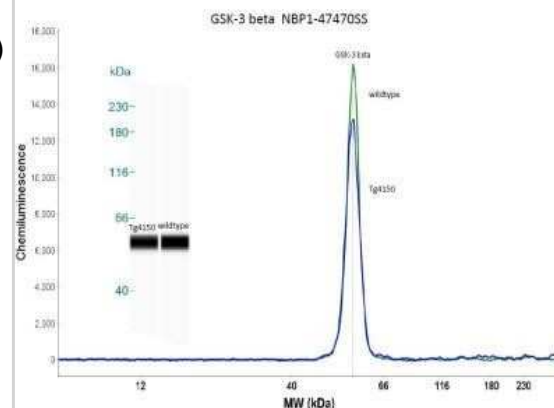
**Western Blot: GSK-3 beta Antibody (3D10) - Azide and BSA Free [NBP2-80757]** - Analysis of GSK-3 beta in mouse beta cell line (betaTC3) using anti-GSK-3 beta antibody. Image from verified customer review. Image from the standard format of this antibody.




**Flow Cytometry: GSK-3 beta Antibody (3D10) - Azide and BSA Free [NBP2-80757]** - An intracellular stain was performed on HeLa cells with GSK-3 beta (3D10) antibody NBP1-47470PE (blue) and a matched isotype control (orange). Cells were fixed with 4% PFA and then permeabilized with 0.1% saponin. Cells were incubated in an antibody dilution of 2.5 ug/mL for 30 minutes at room temperature. Both antibodies were directly conjugated to phycoerythrin.



**Simple Western: GSK-3 beta Antibody (3D10) - Azide and BSA Free [NBP2-80757]** - Simple western analysis of mouse brain tissue (striatum) from 4 month old Tg4150 and wildtype mice. Image courtesy of Dr. Brandi Wasek-Patterson at Baylor Research Institute, Institute of Metabolic Disease. Image from the standard format of this antibody.



**Simple Western: GSK-3 beta Antibody (3D10) - Azide and BSA Free [NBP2-80757]** - Simple Western lane view shows a specific band for GSK-3 Beta in 0.5 mg/ml of Hek293 lysate. This experiment was performed under reducing conditions using the 12-230 kDa separation system. Image from the standard format of this antibody.





### **Novus Biologicals USA**

10730 E. Briarwood Avenue  
Centennial, CO 80112  
USA  
Phone: 303.730.1950  
Toll Free: 1.888.506.6887  
Fax: 303.730.1966  
nb-customerservice@bio-techne.com

### **Bio-Techne Canada**

21 Canmotor Ave  
Toronto, ON M8Z 4E6  
Canada  
Phone: 905.827.6400  
Toll Free: 855.668.8722  
Fax: 905.827.6402  
canada.inquires@bio-techne.com

### **Bio-Techne Ltd**

19 Barton Lane  
Abingdon Science Park  
Abingdon, OX14 3NB, United Kingdom  
Phone: (44) (0) 1235 529449  
Free Phone: 0800 37 34 15  
Fax: (44) (0) 1235 533420  
info.EMEA@bio-techne.com

### **General Contact Information**

www.novusbio.com  
Technical Support: nb-technical@bio-techne.com  
Orders: nb-customerservice@bio-techne.com  
General: novus@novusbio.com

### **Products Related to NBP2-80757**

---

HAF007	Goat anti-Mouse IgG Secondary Antibody [HRP]
NB720-B	Rabbit anti-Mouse IgG (H+L) Secondary Antibody [Biotin]
NBP1-96778	Mouse IgG2a Isotype Control (M2A)
NBP1-90359PEP	GSK-3 beta Recombinant Protein Antigen

---

### **Limitations**

This product is for research use only and is not approved for use in humans or in clinical diagnosis. Primary Antibodies are guaranteed for 1 year from date of receipt.

For more information on our 100% guarantee, please visit [www.novusbio.com/guarantee](http://www.novusbio.com/guarantee)

Earn gift cards/discounts by submitting a review: [www.novusbio.com/reviews/submit/NBP2-80757](http://www.novusbio.com/reviews/submit/NBP2-80757)

Earn gift cards/discounts by submitting a publication using this product:  
[www.novusbio.com/publications](http://www.novusbio.com/publications)

