

Product Datasheet

EGLN3/PHD3 Antibody (EG188e/d5) - Azide and BSA Free NBP2-80715

Unit Size: 0.2 ml

Store at 4C short term. Aliquot and store at -20C long term. Avoid freeze-thaw cycles.

www.novusbio.com



technical@novusbio.com

Protocols, Publications, Related Products, Reviews, Research Tools and Images at:
www.novusbio.com/NBP2-80715

Updated 9/9/2025 v.20.1

Earn rewards for product
reviews and publications.

Submit a publication at www.novusbio.com/publications

Submit a review at www.novusbio.com/reviews/destination/NBP2-80715



NBP2-80715


EGLN3/PHD3 Antibody (EG188e/d5) - Azide and BSA Free

Product Information	
Unit Size	0.2 ml
Concentration	1 mg/ml
Storage	Store at 4C short term. Aliquot and store at -20C long term. Avoid freeze-thaw cycles.
Clonality	Monoclonal
Clone	EG188e/d5
Preservative	No Preservative
Isotype	IgG1
Purity	Protein G purified
Buffer	PBS
Target Molecular Weight	27 kDa
Product Description	
Description	Novus Biologicals Mouse EGLN3/PHD3 Antibody (EG188e/d5) - Azide and BSA Free (NBP1-30440) is a monoclonal antibody validated for use in IHC, WB and Simple Western. All Novus Biologicals antibodies are covered by our 100% guarantee.
Host	Mouse
Gene ID	112399
Gene Symbol	EGLN3
Species	Human, Rat
Immunogen	Partial recombinant human PHD3/HIF Prolyl Hydroxylase 3 (UniProt# Q9H6Z9)
Product Application Details	
Applications	Western Blot, Simple Western, Immunohistochemistry-Paraffin, Immunohistochemistry
Recommended Dilutions	Western Blot 10 ug/ml, Simple Western 1:1000, Immunohistochemistry 1:400, Immunohistochemistry-Paraffin 1:400
Application Notes	<p>This HIF Prolyl Hydroxylase 3 antibody is useful for Immunohistochemistry paraffin embedded sections and Western blot, where a band is seen approx. 27 kDa. Prior to immunostaining paraffin tissues, antigen retrieval with sodium citrate buffer (pH 6.0) is recommended.</p> <p>In Simple Western only 10 - 15 uL of the recommended dilution is used per data point.</p> <p>See Simple Western Antibody Database for Simple Western validation: antibody dilution of 1:1000. Separated by Size-Wes, Sally Sue/Peggy Sue.</p>

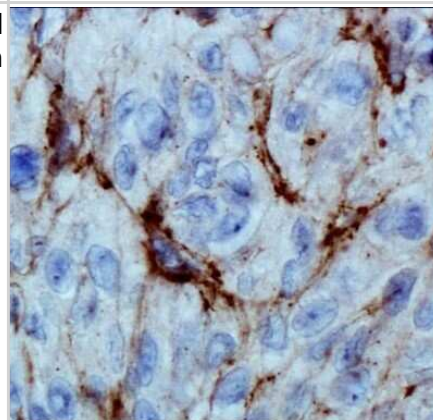


Images

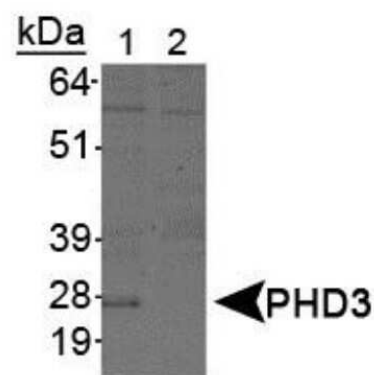
Western Blot: EGLN3/PHD3 Antibody (EG188e/d5) - Azide and BSA Free [NBP2-80715] - PHD3 expression in SK-N-BE(2) whole cell lysates. Cells were treated in normoxia (left) and in hypoxia (right). Image from verified customer review. Image from the standard format of this antibody.



Immunohistochemistry: EGLN3/PHD3 Antibody (EG188e/d5) - Azide and BSA Free [NBP2-80715] - Analysis of HIF Prolyl Hydroxylase 3 in human renal cancer using DAB with hematoxylin counterstain. Image from the standard format of this antibody.



Western Blot: EGLN3/PHD3 Antibody (EG188e/d5) - Azide and BSA Free [NBP2-80715] - Analysis of HIF Prolyl Hydroxylase 3 in (1) Cobalt chloride treated COS-7 nuclear extracts and (2) Untreated COS-7 nuclear extracts. Image from the standard format of this antibody.



Simple Western: EGLN3/PHD3 Antibody (EG188e/d5) - Azide and BSA Free [NBP2-80715] - Lane view shows a specific band for PHD3/HIF Prolyl Hydroxylase 3 in 0.5 mg/ml of Hypoxic HeLa lysate. This experiment was performed under reducing conditions using the 12-230 kDa separation system. Image from the standard format of this antibody.





Novus Biologicals USA

10730 E. Briarwood Avenue
Centennial, CO 80112
USA
Phone: 303.730.1950
Toll Free: 1.888.506.6887
Fax: 303.730.1966
nb-customerservice@bio-techne.com

Bio-Techne Canada

21 Canmotor Ave
Toronto, ON M8Z 4E6
Canada
Phone: 905.827.6400
Toll Free: 855.668.8722
Fax: 905.827.6402
canada.inquires@bio-techne.com

Bio-Techne Ltd

19 Barton Lane
Abingdon Science Park
Abingdon, OX14 3NB, United Kingdom
Phone: (44) (0) 1235 529449
Free Phone: 0800 37 34 15
Fax: (44) (0) 1235 533420
info.EMEA@bio-techne.com

General Contact Information

www.novusbio.com
Technical Support: nb-technical@bio-techne.com
Orders: nb-customerservice@bio-techne.com
General: novus@novusbio.com

Products Related to NBP2-80715

HAF007	Goat anti-Mouse IgG Secondary Antibody [HRP]
NB720-B	Rabbit anti-Mouse IgG (H+L) Secondary Antibody [Biotin]
NBP1-97005-0.5mg	Mouse IgG1 Isotype Control (MG1)
NB100-139PEP	EGLN3/PHD3 Antibody Blocking Peptide

Limitations

This product is for research use only and is not approved for use in humans or in clinical diagnosis. Primary Antibodies are guaranteed for 1 year from date of receipt.

For more information on our 100% guarantee, please visit www.novusbio.com/guarantee

Earn gift cards/discounts by submitting a review: www.novusbio.com/reviews/submit/NBP2-80715

Earn gift cards/discounts by submitting a publication using this product:
www.novusbio.com/publications

