

Product Datasheet

Cytokeratin 1 Antibody (LHK1) - Azide and BSA Free NBP2-80688

Unit Size: 0.1 ml

Store at 4C short term. Aliquot and store at -20C long term. Avoid freeze-thaw cycles.

www.novusbio.com



technical@novusbio.com

Protocols, Publications, Related Products, Reviews, Research Tools and Images at:
www.novusbio.com/NBP2-80688

Updated 9/9/2025 v.20.1

Earn rewards for product
reviews and publications.

Submit a publication at www.novusbio.com/publications

Submit a review at www.novusbio.com/reviews/destination/NBP2-80688



NBP2-80688**Cytokeratin 1 Antibody (LHK1) - Azide and BSA Free**

Product Information	
Unit Size	0.1 ml
Concentration	1 mg/ml
Storage	Store at 4C short term. Aliquot and store at -20C long term. Avoid freeze-thaw cycles.
Clonality	Monoclonal
Clone	LHK1
Preservative	No Preservative
Isotype	IgG2a Kappa
Purity	Protein G purified
Buffer	PBS
Target Molecular Weight	67 kDa

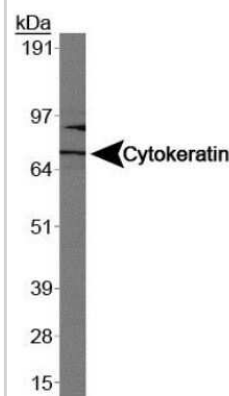
Product Description	
Description	Novus Biologicals Mouse Cytokeratin 1 Antibody (LHK1) - Azide and BSA Free (NB100-2756) is a monoclonal antibody validated for use in IHC, WB and ICC/IF. All Novus Biologicals antibodies are covered by our 100% guarantee.
Host	Mouse
Gene ID	3848
Gene Symbol	KRT1
Species	Human, Rat
Immunogen	C-terminal peptide sequence of human Cytokeratin 1 [UniProt# P04264]

Product Application Details	
Applications	Western Blot, Immunohistochemistry-Paraffin, Immunocytochemistry/Immunofluorescence, Immunohistochemistry, Immunohistochemistry-Frozen
Recommended Dilutions	Western Blot 0.5-2 ug/ml, Immunohistochemistry 2-10 ug/ml, Immunocytochemistry/ Immunofluorescence 5 ug/ml, Immunohistochemistry-Paraffin 2-5 ug/ml, Immunohistochemistry-Frozen 5-10 ug/ml
Application Notes	This Cytokeratin 1 antibody is useful for Immunocytochemistry/Immunofluorescence, Immunohistochemistry-frozen sections, Immunohistochemistry-paraffin sections and Western blot.

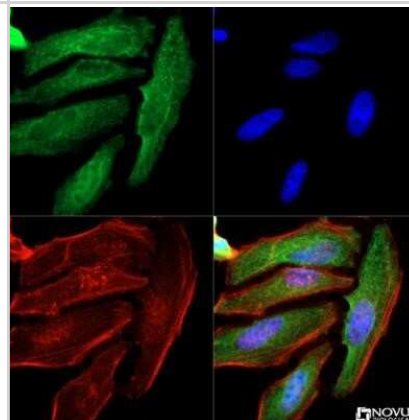


Images

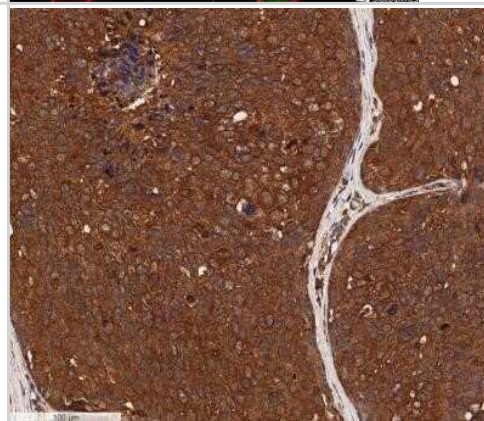
Western Blot: Cytokeratin 1 Antibody (LHK1) - Azide and BSA Free [NBP2-80688] - Analysis of Cytokeratin 1 in Caco-2. Image from the standard format of this antibody.



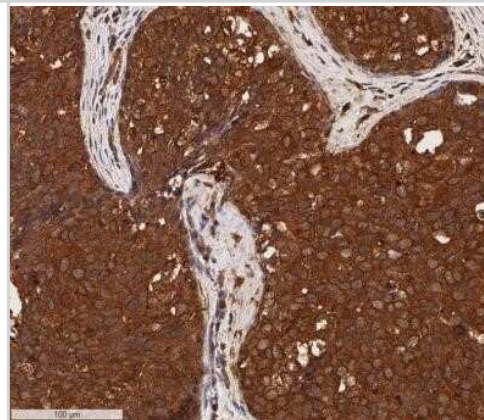
Immunocytochemistry/Immunofluorescence: Cytokeratin 1 Antibody (LHK1) - Azide and BSA Free [NBP2-80688] - Cytokeratin 1 antibody (LHK1) was tested in HeLa cells with DyLight 488 (green). Nuclei and alpha-tubulin were counterstained with DAPI (blue) and DyLight 550 (red). Image from the standard format of this antibody.



Immunohistochemistry-Paraffin: Cytokeratin 1 Antibody (LHK1) - Azide and BSA Free [NBP2-80688] - IHC analysis of a formalin fixed paraffin-embedded (FFPE) human breast cancer using 5ug/ml conc. of Cytokeratin 1 antibody (clone LHK1) on a Bond Rx autostainer (Leica Biosystems). The assay involved 20 minutes of heat induced antigen retrieval (HIER) usi



Immunohistochemistry-Paraffin: Cytokeratin 1 Antibody (LHK1) - Azide and BSA Free [NBP2-80688] - IHC analysis of a formalin fixed paraffin-embedded (FFPE) human breast cancer using 5ug/ml conc. of Cytokeratin 1 antibody (clone LHK1) on a Bond Rx autostainer (Leica Biosystems). The assay involved 20 minutes of heat induced antigen retrieval (HIER) usi





Novus Biologicals USA

10730 E. Briarwood Avenue
Centennial, CO 80112
USA
Phone: 303.730.1950
Toll Free: 1.888.506.6887
Fax: 303.730.1966
nb-customerservice@bio-techne.com

Bio-Techne Canada

21 Canmotor Ave
Toronto, ON M8Z 4E6
Canada
Phone: 905.827.6400
Toll Free: 855.668.8722
Fax: 905.827.6402
canada.inquires@bio-techne.com

Bio-Techne Ltd

19 Barton Lane
Abingdon Science Park
Abingdon, OX14 3NB, United Kingdom
Phone: (44) (0) 1235 529449
Free Phone: 0800 37 34 15
Fax: (44) (0) 1235 533420
info.EMEA@bio-techne.com

General Contact Information

www.novusbio.com
Technical Support: nb-technical@bio-techne.com
Orders: nb-customerservice@bio-techne.com
General: novus@novusbio.com

Products Related to NBP2-80688

HAF007	Goat anti-Mouse IgG Secondary Antibody [HRP]
NB720-B	Rabbit anti-Mouse IgG (H+L) Secondary Antibody [Biotin]
NBP1-96981-0.5mg	Mouse IgG2a Kappa Isotype Control (M2AK)
H00003848-Q01-10ug	Recombinant Human Cytokeratin 1 GST (N-Term) Protein

Limitations

This product is for research use only and is not approved for use in humans or in clinical diagnosis. Primary Antibodies are guaranteed for 1 year from date of receipt.

For more information on our 100% guarantee, please visit www.novusbio.com/guarantee

Earn gift cards/discounts by submitting a review: www.novusbio.com/reviews/submit/NBP2-80688

Earn gift cards/discounts by submitting a publication using this product:
www.novusbio.com/publications

