

# Product Datasheet

## Chk1 Antibody (2G1D5) - Azide and BSA Free NBP2-80668

Unit Size: 0.1 ml

Store at 4C short term. Aliquot and store at -20C long term. Avoid freeze-thaw cycles.

[www.novusbio.com](http://www.novusbio.com)



[technical@novusbio.com](mailto:technical@novusbio.com)

Protocols, Publications, Related Products, Reviews, Research Tools and Images at:  
[www.novusbio.com/NBP2-80668](http://www.novusbio.com/NBP2-80668)

Updated 9/9/2025 v.20.1

Earn rewards for product  
reviews and publications.

Submit a publication at [www.novusbio.com/publications](http://www.novusbio.com/publications)

Submit a review at [www.novusbio.com/reviews/destination/NBP2-80668](http://www.novusbio.com/reviews/destination/NBP2-80668)



**NBP2-80668**

Chk1 Antibody (2G1D5) - Azide and BSA Free

Product Information	
Unit Size	0.1 ml
Concentration	1 mg/ml
Storage	Store at 4C short term. Aliquot and store at -20C long term. Avoid freeze-thaw cycles.
Clonality	Monoclonal
Clone	2G1D5
Preservative	No Preservative
Isotype	IgG1
Purity	Protein G purified
Buffer	PBS
Target Molecular Weight	56 kDa

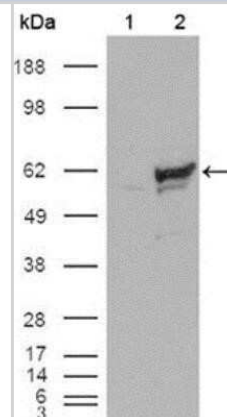
Product Description	
Description	Novus Biologicals Mouse Chk1 Antibody (2G1D5) - Azide and BSA Free (NB100-1768) is a monoclonal antibody validated for use in IHC, WB and ICC/IF. All Novus Biologicals antibodies are covered by our 100% guarantee.
Host	Mouse
Gene ID	1111
Gene Symbol	CHEK1
Species	Human
Immunogen	Purified recombinant fragment of Chk1 expressed in E. coli. [UniProt# O14757]

Product Application Details	
Applications	Western Blot, Immunohistochemistry-Paraffin, Immunocytochemistry/Immunofluorescence, Immunohistochemistry
Recommended Dilutions	Western Blot 1:200 - 1:1000, Immunohistochemistry 1:250, Immunocytochemistry/ Immunofluorescence 1:10 - 1:500, Immunohistochemistry-Paraffin 1:250
Application Notes	The observed molecular weight of the protein may vary from the listed predicted molecular weight due to post translational modifications, post translation cleavages, relative charges, and other experimental factors.

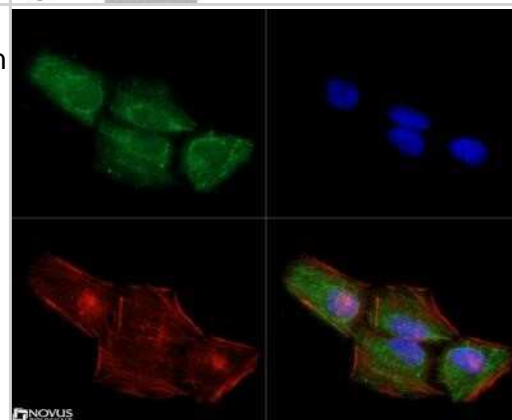


## Images

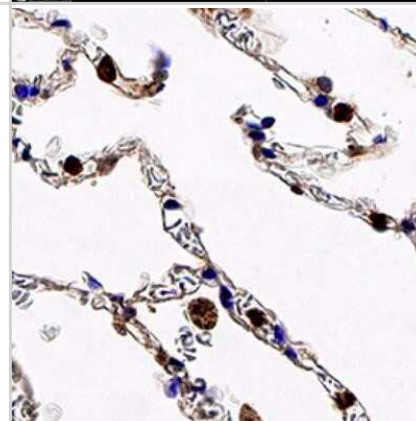
Western Blot: Chk1 Antibody (2G1D5) - Azide and BSA Free [NBP2-80668] - Analysis using Chk1 mouse mAb against HEK293T cells transfected with the pCMV6-ENTRY control (1) and pCMV6-ENTRY Chk1 cDNA (2). Image from the standard format of this antibody.



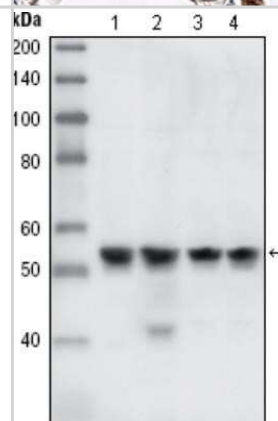
Immunocytochemistry/Immunofluorescence: Chk1 Antibody (2G1D5) - Azide and BSA Free [NBP2-80668] - Chk1 antibody was tested at 1:10 in HeLa cells with DyLight 488 (green). Nuclei and alpha-tubulin were counterstained with DAPI (blue) and Dylight 550 (red). Image objective 40X. Image from the standard format of this antibody.



Immunohistochemistry-Paraffin: Chk1 Antibody (2G1D5) - Azide and BSA Free [NBP2-80668] - Analysis of FFPE human lung using Chk1 antibody (clone 2G1D5) at 1:250 on a Bond Rx autostainer (Leica Biosystems). The assay involved 20 minutes of heat induced antigen retrieval (HIER) using 10 mM sodium citrate buffer (pH 6.0) and endogenous peroxidase



Western Blot: Chk1 Antibody (2G1D5) - Azide and BSA Free [NBP2-80668] - Analysis using anti-Chk1 mouse mAb against A431 (1), HeLa (2), NIH/3T3 (3) and K562 (4) cell lysates. Image from the standard format of this antibody.





### **Novus Biologicals USA**

10730 E. Briarwood Avenue  
Centennial, CO 80112  
USA  
Phone: 303.730.1950  
Toll Free: 1.888.506.6887  
Fax: 303.730.1966  
nb-customerservice@bio-techne.com

### **Bio-Techne Canada**

21 Canmotor Ave  
Toronto, ON M8Z 4E6  
Canada  
Phone: 905.827.6400  
Toll Free: 855.668.8722  
Fax: 905.827.6402  
canada.inquires@bio-techne.com

### **Bio-Techne Ltd**

19 Barton Lane  
Abingdon Science Park  
Abingdon, OX14 3NB, United Kingdom  
Phone: (44) (0) 1235 529449  
Free Phone: 0800 37 34 15  
Fax: (44) (0) 1235 533420  
info.EMEA@bio-techne.com

### **General Contact Information**

[www.novusbio.com](http://www.novusbio.com)  
Technical Support: nb-technical@bio-techne.com  
Orders: nb-customerservice@bio-techne.com  
General: novus@novusbio.com

### **Products Related to NBP2-80668**

HAF007	Goat anti-Mouse IgG Secondary Antibody [HRP]
NB720-B	Rabbit anti-Mouse IgG (H+L) Secondary Antibody [Biotin]
NBP1-97005-0.5mg	Mouse IgG1 Isotype Control (MG1)
NBP2-58441PEP	Chk1 Recombinant Protein Antigen

### **Limitations**

This product is for research use only and is not approved for use in humans or in clinical diagnosis. Primary Antibodies are guaranteed for 1 year from date of receipt.

For more information on our 100% guarantee, please visit [www.novusbio.com/guarantee](http://www.novusbio.com/guarantee)

Earn gift cards/discounts by submitting a review: [www.novusbio.com/reviews/submit/NBP2-80668](http://www.novusbio.com/reviews/submit/NBP2-80668)

Earn gift cards/discounts by submitting a publication using this product:  
[www.novusbio.com/publications](http://www.novusbio.com/publications)

