

Product Datasheet

CCR2 Antibody (3G7) - Azide and BSA Free NBP2-80623

Unit Size: 0.1 mg

Store at 4C short term. Aliquot and store at -20C long term. Avoid freeze-thaw cycles.

www.novusbio.com



technical@novusbio.com

Protocols, Publications, Related Products, Reviews, Research Tools and Images at:
www.novusbio.com/NBP2-80623

Updated 9/9/2025 v.20.1

Earn rewards for product
reviews and publications.

Submit a publication at www.novusbio.com/publications

Submit a review at www.novusbio.com/reviews/destination/NBP2-80623



NBP2-80623


CCR2 Antibody (3G7) - Azide and BSA Free

Product Information	
Unit Size	0.1 mg
Concentration	1 mg/ml
Storage	Store at 4C short term. Aliquot and store at -20C long term. Avoid freeze-thaw cycles.
Clonality	Monoclonal
Clone	3G7
Preservative	No Preservative
Isotype	IgG2b Lambda
Purity	Protein G purified
Buffer	PBS
Product Description	
Description	Novus Biologicals Mouse CCR2 Antibody (3G7) - Azide and BSA Free (NBP2-35334) is a monoclonal antibody validated for use in IHC, WB and ICC/IF. All Novus Biologicals antibodies are covered by our 100% guarantee.
Host	Mouse
Gene ID	729230
Gene Symbol	CCR2
Species	Human, Mouse
Reactivity Notes	Immunogen's sequence similarity with other species: Mouse (74%), Rabbit (57%).
Immunogen	A synthetic peptide made to an N-terminal portion of the human CD63 protein (between residues 1-100) [UniProt P41597]
Product Application Details	
Applications	Western Blot, Immunohistochemistry-Paraffin, Immunocytochemistry/Immunofluorescence, Immunohistochemistry
Recommended Dilutions	Western Blot 2 ug/ml, Immunohistochemistry 5 ug/ml, Immunocytochemistry/Immunofluorescence, Immunohistochemistry-Paraffin 5 ug/ml

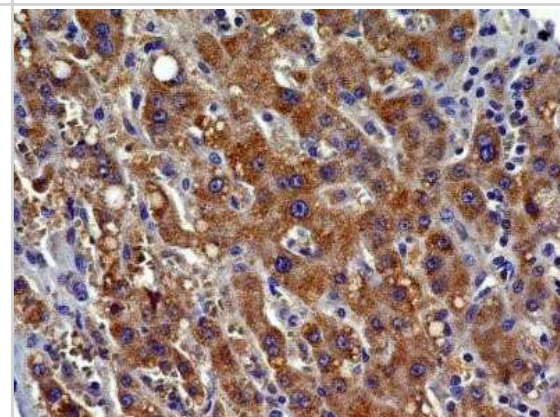


Images

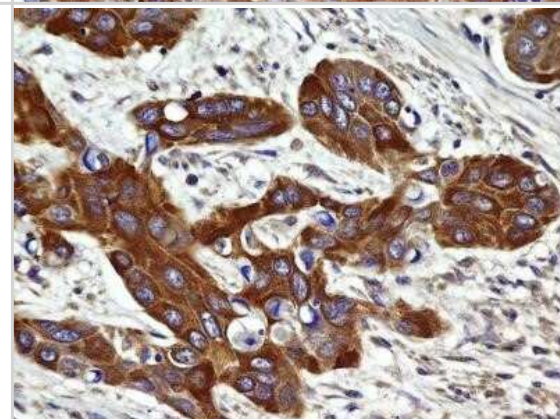
Western Blot: CCR2 Antibody (3G7) - Azide and BSA Free [NBP2-80623] - Western blot analysis of CCR2 [3G7] in Molt4 lysate. Image from the standard format of this antibody.



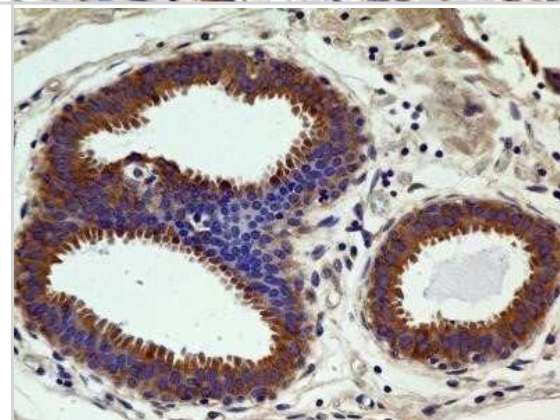
Immunocytochemistry: CCR2 Antibody (3G7) - Azide and BSA Free [NBP2-80623] - IHC analysis of formalin-fixed paraffin-embedded tissue section of human HCC (hepatocellular carcinoma / malignant hepatoma) using CCR2 antibody (clone 3G7) at 5 ug/ml concentration. The cancer cells depicted specific punctate to diffused cytoplasmic-memb



Immunohistochemistry: CCR2 Antibody (3G7) - Azide and BSA Free [NBP2-80623] - IHC analysis of formalin-fixed paraffin-embedded tissue section of human esophageal squamous cell carcinoma (SCC) using CCR2 antibody (clone 3G7) at 5 ug/ml concentration. The cancer cells depicted specific cytoplasmic-membranous immunostaining, whereas t



Immunohistochemistry: CCR2 Antibody (3G7) - Azide and BSA Free [NBP2-80623] - IHC analysis of formalin-fixed paraffin-embedded tissue section of human breast using CCR2 antibody (clone 3G7) at 5 ug/ml concentration. The glandular cells in the lobules showed a specific cytoplasmic-membranous immunostaining of CCR2. Image from the st





Novus Biologicals USA

10730 E. Briarwood Avenue
Centennial, CO 80112
USA
Phone: 303.730.1950
Toll Free: 1.888.506.6887
Fax: 303.730.1966
nb-customerservice@bio-techne.com

Bio-Techne Canada

21 Canmotor Ave
Toronto, ON M8Z 4E6
Canada
Phone: 905.827.6400
Toll Free: 855.668.8722
Fax: 905.827.6402
canada.inquires@bio-techne.com

Bio-Techne Ltd

19 Barton Lane
Abingdon Science Park
Abingdon, OX14 3NB, United Kingdom
Phone: (44) (0) 1235 529449
Free Phone: 0800 37 34 15
Fax: (44) (0) 1235 533420
info.EMEA@bio-techne.com

General Contact Information

www.novusbio.com
Technical Support: nb-technical@bio-techne.com
Orders: nb-customerservice@bio-techne.com
General: novus@novusbio.com

Products Related to NBP2-80623

HAF007	Goat anti-Mouse IgG Secondary Antibody [HRP]
NB720-B	Rabbit anti-Mouse IgG (H+L) Secondary Antibody [Biotin]
NBP1-48337PEP	CCR2 Antibody Blocking Peptide
210-TA-005	TNF-alpha [Unconjugated]

Limitations

This product is for research use only and is not approved for use in humans or in clinical diagnosis. Primary Antibodies are guaranteed for 1 year from date of receipt.

For more information on our 100% guarantee, please visit www.novusbio.com/guarantee

Earn gift cards/discounts by submitting a review: www.novusbio.com/reviews/submit/NBP2-80623

Earn gift cards/discounts by submitting a publication using this product:
www.novusbio.com/publications

