

# Product Datasheet

## Apolipoprotein A5 Antibody (1G5G9) - Azide and BSA Free NBP2-80580

Unit Size: 0.1 ml

Aliquot and store at -20C or -80C. Avoid freeze-thaw cycles.

[www.novusbio.com](http://www.novusbio.com)



[technical@novusbio.com](mailto:technical@novusbio.com)

Protocols, Publications, Related Products, Reviews, Research Tools and Images at:  
[www.novusbio.com/NBP2-80580](http://www.novusbio.com/NBP2-80580)

Updated 8/21/2023 v.20.1

Earn rewards for product  
reviews and publications.

Submit a publication at [www.novusbio.com/publications](http://www.novusbio.com/publications)

Submit a review at [www.novusbio.com/reviews/destination/NBP2-80580](http://www.novusbio.com/reviews/destination/NBP2-80580)



**NBP2-80580**

Apolipoprotein A5 Antibody (1G5G9) - Azide and BSA Free

**Product Information**

<b>Unit Size</b>	0.1 ml
<b>Concentration</b>	1.9 mg/ml
<b>Storage</b>	Aliquot and store at -20C or -80C. Avoid freeze-thaw cycles.
<b>Clonality</b>	Monoclonal
<b>Clone</b>	1G5G9
<b>Preservative</b>	No Preservative
<b>Isotype</b>	IgG1 Kappa
<b>Purity</b>	Protein G purified
<b>Buffer</b>	PBS (pH 7.4)
<b>Target Molecular Weight</b>	41 kDa

**Product Description**

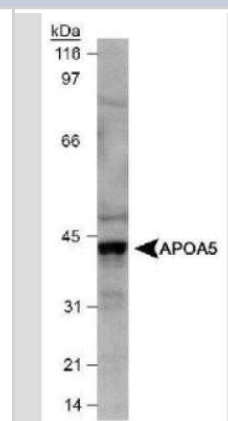
<b>Host</b>	Mouse
<b>Gene ID</b>	116519
<b>Gene Symbol</b>	APOA5
<b>Species</b>	Human
<b>Immunogen</b>	Ni-NTA purified full-length recombinant human Apolipoprotein A5 expressed in E. Coli strain BL21 (DE3). [UniProt# Q6Q788]

**Product Application Details**

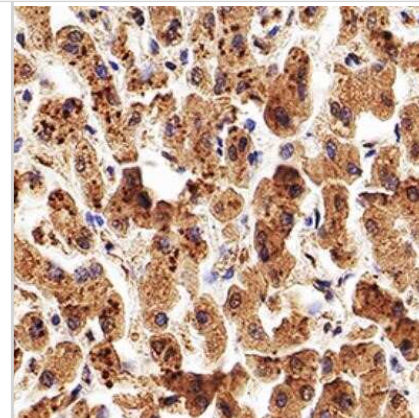
<b>Applications</b>	Western Blot, ELISA, Flow Cytometry, Immunohistochemistry, Immunohistochemistry-Paraffin, CyTOF-ready, ICC/IF (Negative)
<b>Recommended Dilutions</b>	Western Blot 0.5 ug/ml, Flow Cytometry 1 ug per million cells, ELISA 1:100-1:2000, Immunohistochemistry 5 ug/ml, Immunohistochemistry-Paraffin 5 ug/ml, ICC/IF (Negative), CyTOF-ready
<b>Application Notes</b>	This Apolipoprotein A5 antibody is useful in ELISA, Immunohistochemistry paraffin embedded sections and Western blot. The observed molecular weight of the protein may vary from the listed predicted molecular weight due to post translational modifications, post translation cleavages, relative charges, and other experimental factors. This antibody is CyTOF ready.

**Images**

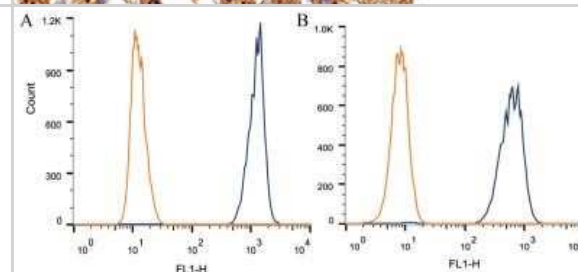
Western Blot: Apolipoprotein A5 Antibody (1G5G9) - Azide and BSA Free [NBP2-80580] - Detection of Apo A5 in HepG2 cell lysate. Image from the standard format of this antibody.



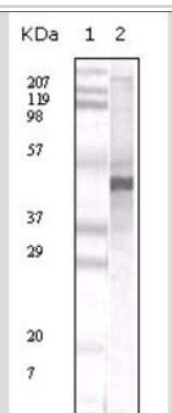
**Immunohistochemistry-Paraffin:** Apolipoprotein A5 Antibody (1G5G9) - Azide and BSA Free [NBP2-80580] - IHC analysis of a formalin fixed paraffin-embedded (FFPE) human liver using 5 ug/ml conc. of Apolipoprotein A5 antibody on a Bond Rx autostainer (Leica Biosystems). The assay involved 20 minutes of heat induced antigen retrieval (HIER) using 10mM sodium c




**Flow Cytometry:** Apolipoprotein A5 Antibody (1G5G9) - Azide and BSA Free [NBP2-80580] - Intracellular flow cytometric staining of  $1 \times 10^6$  CHO (A) and HEK-293 (B) cells using Apolipoprotein A5 antibody (dark blue). Isotype control shown in orange. An antibody concentration of 1 ug/ $1 \times 10^6$  cells was used. Image from the standard format of this antibody.



**Western Blot:** Apolipoprotein A5 Antibody (1G5G9) - Azide and BSA Free [NBP2-80580] - Analysis in human serum total protein (lane 2). Lane 1 is a MW standard. Image from the standard format of this antibody.



**Western Blot:** Apolipoprotein A5 Antibody (1G5G9) - Azide and BSA Free [NBP2-80580] - Analysis of ApoA5 in HepG2 lysates Image from the standard format of this antibody.





### **Novus Biologicals USA**

10730 E. Briarwood Avenue  
Centennial, CO 80112  
USA  
Phone: 303.730.1950  
Toll Free: 1.888.506.6887  
Fax: 303.730.1966  
nb-customerservice@bio-techne.com

### **Bio-Techne Canada**

21 Canmotor Ave  
Toronto, ON M8Z 4E6  
Canada  
Phone: 905.827.6400  
Toll Free: 855.668.8722  
Fax: 905.827.6402  
canada.inquires@bio-techne.com

### **Bio-Techne Ltd**

19 Barton Lane  
Abingdon Science Park  
Abingdon, OX14 3NB, United Kingdom  
Phone: (44) (0) 1235 529449  
Free Phone: 0800 37 34 15  
Fax: (44) (0) 1235 533420  
info.EMEA@bio-techne.com

### **General Contact Information**

[www.novusbio.com](http://www.novusbio.com)  
Technical Support: nb-technical@bio-techne.com  
Orders: nb-customerservice@bio-techne.com  
General: novus@novusbio.com

### **Products Related to NBP2-80580**

HAF007	Goat anti-Mouse IgG Secondary Antibody [HRP]
NB720-B	Rabbit anti-Mouse IgG (H+L) Secondary Antibody [Biotin]
NBP1-43319-0.5mg	Mouse IgG1 Kappa Isotype Control (P3.6.2.8.1)
NBP2-22689	Recombinant Human Apolipoprotein A5 His Protein

### **Limitations**

This product is for research use only and is not approved for use in humans or in clinical diagnosis. Primary Antibodies are guaranteed for 1 year from date of receipt.

For more information on our 100% guarantee, please visit [www.novusbio.com/guarantee](http://www.novusbio.com/guarantee)

Earn gift cards/discounts by submitting a review: [www.novusbio.com/reviews/submit/NBP2-80580](http://www.novusbio.com/reviews/submit/NBP2-80580)

Earn gift cards/discounts by submitting a publication using this product:  
[www.novusbio.com/publications](http://www.novusbio.com/publications)

