

Product Datasheet

5'-Nucleotidase/CD73 Antibody (AD2) - Azide and BSA Free NBP2-80552

Unit Size: 0.1 ml

Store at 4C short term. Aliquot and store at -20C long term. Avoid freeze-thaw cycles.

www.novusbio.com



technical@novusbio.com

Protocols, Publications, Related Products, Reviews, Research Tools and Images at:
www.novusbio.com/NBP2-80552

Updated 9/9/2025 v.20.1

Earn rewards for product
reviews and publications.

Submit a publication at www.novusbio.com/publications

Submit a review at www.novusbio.com/reviews/destination/NBP2-80552



NBP2-80552**5'-Nucleotidase/CD73 Antibody (AD2) - Azide and BSA Free**

Product Information	
Unit Size	0.1 ml
Concentration	1 mg/ml
Storage	Store at 4C short term. Aliquot and store at -20C long term. Avoid freeze-thaw cycles.
Clonality	Monoclonal
Clone	AD2
Preservative	No Preservative
Isotype	IgG1 Kappa
Purity	Protein G purified
Buffer	PBS

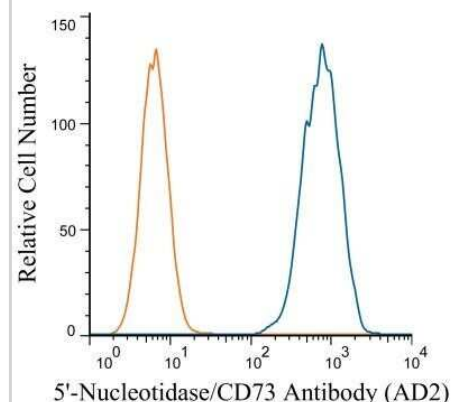
Product Description	
Description	Novus Biologicals Mouse 5'-Nucleotidase/CD73 Antibody (AD2) - Azide and BSA Free (NBP2-48480) is a monoclonal antibody validated for use in IHC and Flow. All Novus Biologicals antibodies are covered by our 100% guarantee.
Host	Mouse
Gene ID	4907
Gene Symbol	NT5E
Species	Human
Immunogen	Human CD73 [UniProt# P21589]

Product Application Details	
Applications	Flow Cytometry, Flow (Cell Surface), Immunohistochemistry, Immunohistochemistry-Frozen, CyTOF-ready
Recommended Dilutions	Flow Cytometry 1:500, Immunohistochemistry, Immunohistochemistry-Frozen reported in scientific literature (PMID 1989648), Flow (Cell Surface), CyTOF-ready

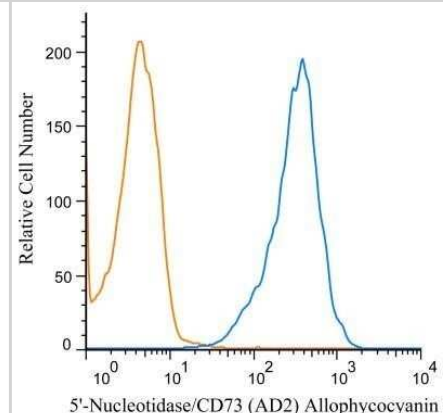


Images

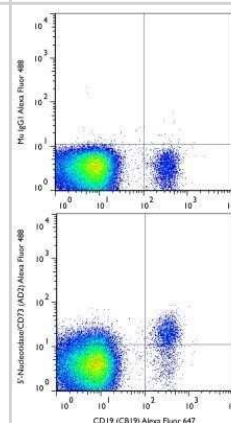
Flow (Cell Surface): 5'-Nucleotidase/CD73 Antibody (AD2) - Azide and BSA Free [NBP2-80552] - A surface stain was performed on U87 MG cells with 5'-Nucleotidase/CD73 Antibody (AD2) antibody NBP2-48480 (blue) and a matched isotype control (orange). Cells were incubated in an antibody dilution of 1 ug/mL for 20 minutes at room temperature, followed by Dylight488-conjugated anti-mouse secondary antibody. Image from the standard format of this antibody.



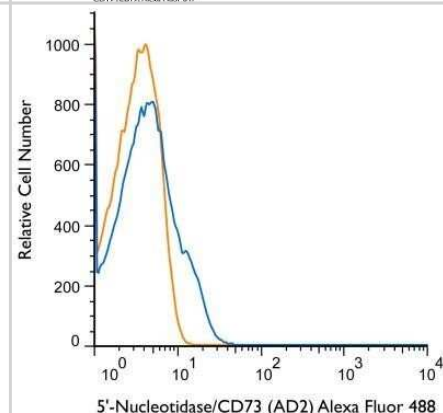
Flow (Cell Surface): 5'-Nucleotidase/CD73 Antibody (AD2) - Azide and BSA Free [NBP2-80552] - A cell surface stain was performed on U87MG cells with NBP2-48480APC (blue) and a matched isotype control NBP2-27287APC (orange). Cells were incubated in an antibody dilution of 0.5 ug/mL for 20 minutes at room temperature. Both antibodies were directly conjugated to Allophycocyanin. Image using the Allophycocyanin form of this antibody.



Flow (Cell Surface): 5'-Nucleotidase/CD73 Antibody (AD2) - Azide and BSA Free [NBP2-80552] - A surface stain was performed on human peripheral blood lymphocytes with CD73 (AD2) antibody NBP2-48480AF488 and a matched isotype control NBP2-27287AF488. Cells were incubated in an antibody dilution of 5 ug/mL for 20 minutes at room temperature. A co-stain was performed with NBP2-25196AF647. Image from the standard format of this antibody.



Flow Cytometry: 5'-Nucleotidase/CD73 Antibody (AD2) - Azide and BSA Free [NBP2-80552] - A surface stain was performed on CD3+ human peripheral blood lymphocytes with CD73 (AD2) antibody NBP2-48480AF488 and a matched isotype control NBP2-27287AF488. Cells were incubated in an antibody dilution of 10 ug/mL for 20 minutes at room temperature. A co-stain was performed with NBP2-25186PCP. Image from the standard format of this antibody.





Novus Biologicals USA

10730 E. Briarwood Avenue
Centennial, CO 80112
USA
Phone: 303.730.1950
Toll Free: 1.888.506.6887
Fax: 303.730.1966
nb-customerservice@bio-techne.com

Bio-Techne Canada

21 Canmotor Ave
Toronto, ON M8Z 4E6
Canada
Phone: 905.827.6400
Toll Free: 855.668.8722
Fax: 905.827.6402
canada.inquires@bio-techne.com

Bio-Techne Ltd

19 Barton Lane
Abingdon Science Park
Abingdon, OX14 3NB, United Kingdom
Phone: (44) (0) 1235 529449
Free Phone: 0800 37 34 15
Fax: (44) (0) 1235 533420
info.EMEA@bio-techne.com

General Contact Information

www.novusbio.com
Technical Support: nb-technical@bio-techne.com
Orders: nb-customerservice@bio-techne.com
General: novus@novusbio.com

Products Related to NBP2-80552

HAF007	Goat anti-Mouse IgG Secondary Antibody [HRP]
NB720-B	Rabbit anti-Mouse IgG (H+L) Secondary Antibody [Biotin]
NBP1-43319-0.5mg	Mouse IgG1 Kappa Isotype Control (P3.6.2.8.1)
NBP2-51548-0.05mg	Recombinant Human 5'-Nucleotidase/CD73 His Protein

Limitations

This product is for research use only and is not approved for use in humans or in clinical diagnosis. Primary Antibodies are guaranteed for 1 year from date of receipt.

For more information on our 100% guarantee, please visit www.novusbio.com/guarantee

Earn gift cards/discounts by submitting a review: www.novusbio.com/reviews/submit/NBP2-80552

Earn gift cards/discounts by submitting a publication using this product:
www.novusbio.com/publications

