

# Product Datasheet

## Complement Component C1qA Antibody (C1QA/2954) NBP2-79785-100ug

Unit Size: 100 ug

Store at 4C.

[www.novusbio.com](http://www.novusbio.com)



[technical@novusbio.com](mailto:technical@novusbio.com)

Protocols, Publications, Related Products, Reviews, Research Tools and Images at:  
[www.novusbio.com/NBP2-79785](http://www.novusbio.com/NBP2-79785)

Updated 7/16/2024 v.20.1

Earn rewards for product  
reviews and publications.

Submit a publication at [www.novusbio.com/publications](http://www.novusbio.com/publications)

Submit a review at [www.novusbio.com/reviews/destination/NBP2-79785](http://www.novusbio.com/reviews/destination/NBP2-79785)



**NBP2-79785-100ug**

Complement Component C1qA Antibody (C1QA/2954)

Product Information	
Unit Size	100 ug
Concentration	0.2 mg/ml
Storage	Store at 4C.
Clonality	Monoclonal
Clone	C1QA/2954
Preservative	0.05% Sodium Azide
Isotype	IgG2b Kappa
Purity	Protein A or G purified
Buffer	10 mM PBS with 0.05% BSA
Target Molecular Weight	29 kDa


Product Description	
Description	200ug/ml of antibody purified from Bioreactor Concentrate by Protein A or G. Prepared in 10 mM PBS with 0.05% BSA & 0.05% azide. Also available WITHOUT BSA & azide at 1.0 mg/ml. (NBP2-79919)  Antibody with azide - store at 2 to 8C. Antibody without azide - store at -20 to -80C.
Host	Mouse
Gene ID	712
Gene Symbol	C1QA
Species	Human
Immunogen	Recombinant fragment (around aa 104-237) of human Complement Component C1qA protein (exact sequence is proprietary) (Uniprot: P02745)

Product Application Details	
Applications	Western Blot, Immunohistochemistry, Immunohistochemistry-Paraffin, Protein Array
Recommended Dilutions	Western Blot 1-2 ug/ml, Immunohistochemistry 1-2 ug/ml, Immunohistochemistry-Paraffin 1-2 ug/ml, Protein Array
Application Notes	Immunohistochemistry (Formalin-fixed): 1-2ug/ml for 30 minutes at RT. Staining of formalin-fixed tissues requires heating tissue sections in 10mM Tris with 1mM EDTA, pH 9.0, for 45 min at 95C followed by cooling at RT for 20 minutes. Optimal dilution for a specific application should be determined.

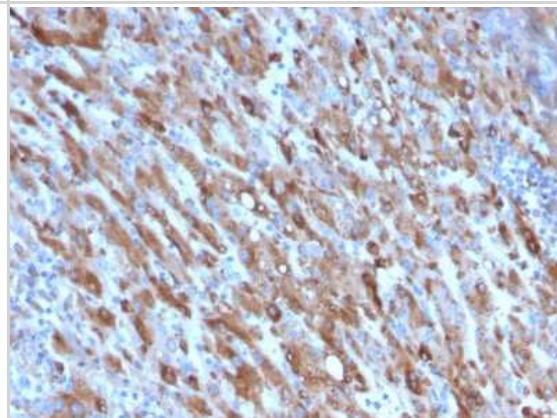


## Images

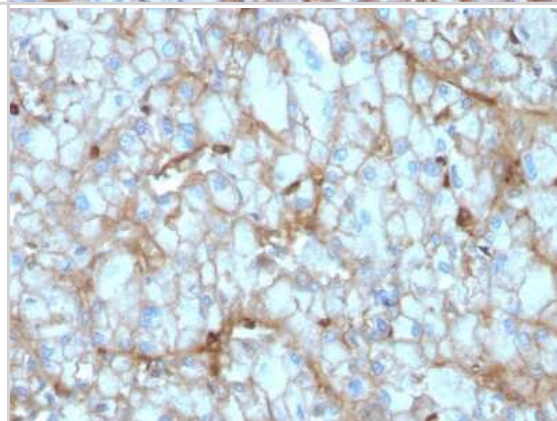
Western Blot: Complement Component C1qA Antibody (C1QA/2954) [NBP2-79785] - Western Blot Analysis of human PC3 cell lysate using Complement Component C1qA Antibody (C1QA/2954).



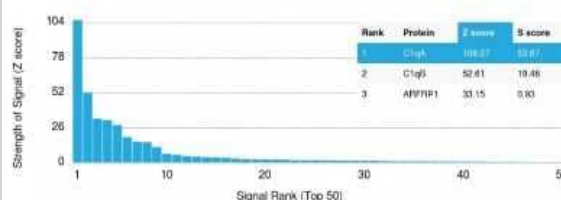
Immunohistochemistry-Paraffin: Complement Component C1qA Antibody (C1QA/2954) [NBP2-79785] - Formalin-fixed, paraffin-embedded human Liver stained with Complement Component C1qA Antibody (C1QA/2954).



Immunohistochemistry-Paraffin: Complement Component C1qA Antibody (C1QA/2954) [NBP2-79785] - Formalin-fixed, paraffin-embedded human Kidney stained with Complement Component C1qA Antibody (C1QA/2954).



Protein Array: Complement Component C1qA Antibody (C1QA/2954) [NBP2-79785] - Analysis of Protein Array containing more than 19,000 full-length human proteins using Complement Component C1qA Antibody (C1QA/2954). Z- and S- Score: The Z-score represents the strength of a signal that a monoclonal antibody (MAb) (in combination with a fluorescently-tagged anti-IgG secondary antibody) produces when binding to a particular protein on the HuProt(TM) array. Z-scores are described in units of standard deviations (SD's) above the mean value of all signals generated on that array. If targets on HuProt(TM) are arranged in descending order of the Z-score, the S-score is the difference (also in units of SD's) between the Z-score. S-score therefore represents the relative target specificity of a MAb to its intended target. A MAb is considered to specific to its intended target, if the MAb has an S-score of at least 2.5.





### **Novus Biologicals USA**

10730 E. Briarwood Avenue  
Centennial, CO 80112  
USA  
Phone: 303.730.1950  
Toll Free: 1.888.506.6887  
Fax: 303.730.1966  
nb-customerservice@bio-techne.com

### **Bio-Techne Canada**

21 Canmotor Ave  
Toronto, ON M8Z 4E6  
Canada  
Phone: 905.827.6400  
Toll Free: 855.668.8722  
Fax: 905.827.6402  
canada.inquires@bio-techne.com

### **Bio-Techne Ltd**

19 Barton Lane  
Abingdon Science Park  
Abingdon, OX14 3NB, United Kingdom  
Phone: (44) (0) 1235 529449  
Free Phone: 0800 37 34 15  
Fax: (44) (0) 1235 533420  
info.EMEA@bio-techne.com

### **General Contact Information**

[www.novusbio.com](http://www.novusbio.com)  
Technical Support: nb-technical@bio-techne.com  
Orders: nb-customerservice@bio-techne.com  
General: novus@novusbio.com

### **Products Related to NBP2-79785-100ug**

---

HAF007	Goat anti-Mouse IgG Secondary Antibody [HRP]
NB720-B	Rabbit anti-Mouse IgG (H+L) Secondary Antibody [Biotin]
NBP1-43317-0.5mg	Mouse IgG2b Kappa Light Chain Isotype Control (MG2b)
210-TA-005	TNF-alpha [Unconjugated]

---

### **Limitations**

This product is for research use only and is not approved for use in humans or in clinical diagnosis. Primary Antibodies are guaranteed for 1 year from date of receipt.

For more information on our 100% guarantee, please visit [www.novusbio.com/guarantee](http://www.novusbio.com/guarantee)

Earn gift cards/discounts by submitting a review: [www.novusbio.com/reviews/submit/NBP2-79785](http://www.novusbio.com/reviews/submit/NBP2-79785)

Earn gift cards/discounts by submitting a publication using this product:  
[www.novusbio.com/publications](http://www.novusbio.com/publications)

