

Product Datasheet

Peripheral Node Addressin Antibody (MECA-79) - Low Endotoxin and Azide Free NBP2-78790

Unit Size: 0.5 mg

Store at -20 degrees C. Avoid freeze/thaw cycles.

www.novusbio.com



technical@novusbio.com

Protocols, Publications, Related Products, Reviews, Research Tools and Images at:
www.novusbio.com/NBP2-78790

Updated 8/21/2023 v.20.1

Earn rewards for product
reviews and publications.

Submit a publication at www.novusbio.com/publications

Submit a review at www.novusbio.com/reviews/destination/NBP2-78790



NBP2-78790

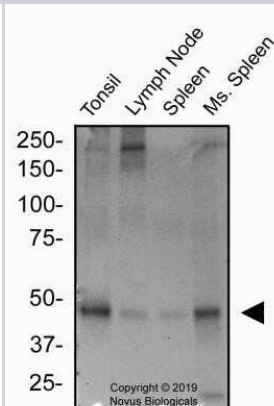
Peripheral Node Addressin Antibody (MECA-79) - Low Endotoxin and Azide Free

Product Information	
Unit Size	0.5 mg
Concentration	1.0 mg/ml
Storage	Store at -20 degrees C. Avoid freeze/thaw cycles.
Clonality	Monoclonal
Clone	MECA-79
Preservative	No Preservative
Isotype	IgM Kappa
Purity	IgM purified
Buffer	PBS
Product Description	
Host	Rat
Species	Human, Mouse
Immunogen	Mouse lymph node stromal cells
Endotoxin Note	Endotoxin level is <0.02 EU/ug
Product Application Details	
Applications	Western Blot, Immunohistochemistry, Immunohistochemistry-Frozen, Immunohistochemistry-Paraffin, In vivo assay, Immunoprecipitation
Recommended Dilutions	Western Blot 1:100-1:2000, Immunohistochemistry 1:100-1:500, Immunoprecipitation 1:10-1:500, Immunohistochemistry-Paraffin 1:100-1:500, Immunohistochemistry-Frozen 1:100-1:500, In vivo assay reported in scientific literature (PMID 30277476)
Application Notes	Additional reported application of in vitro and in vivo blocking of cell adhesion.

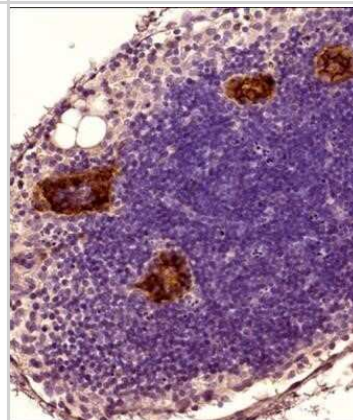


Images

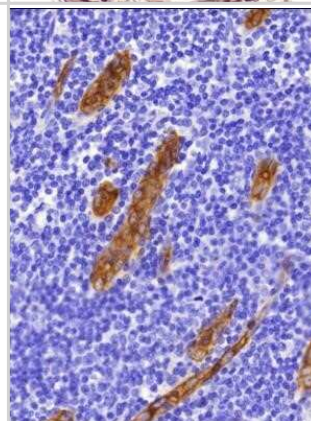
Western Blot: Peripheral Node Addressin Antibody (MECA-79) - Low Endotoxin and Azide Free [NBP2-78790] - Total protein from human Tonsil, Lymph node, Spleen and mouse Spleen was separated on a 7.5% gel by SDS-PAGE, transferred to PVDF membrane and blocked in 5% non-fat milk in TBST. The membrane was probed with 2.0 ug/ml anti-PNAd in blocking buffer and detected with an anti-rat HRP secondary antibody using West Pico PLUS chemiluminescence detection reagent. Image using the standard format of this product.



Immunohistochemistry-Paraffin: Peripheral Node Addressin Antibody (MECA-79) - Low Endotoxin and Azide Free [NBP2-78790] - Analysis of FFPE mouse adipose tissue section (with lymph node areas) using Peripheral Node Addressin antibody (clone MECA-79) at 1:100. The staining was developed with HRP-DAB detection method and the counterstaining was performed using hematoxylin. This Peripheral Node Addressin antibody generated a strong and specific staining of MECA-79 antigen in the cytoplasm and the membranes of high endothelial venules (HEVs) aka peripheral lymph node addressin (PNAd) in lymph node areas of tested adipose tissue section. Image using the standard format of this product.



Immunohistochemistry: Peripheral Node Addressin Antibody (MECA-79) - Low Endotoxin and Azide Free [NBP2-78790] - Analysis of FFPE human tonsil tissue section using Peripheral Node Addressin antibody (clone MECA-79R) at 1:100. The staining was developed with HRP-DAB detection method and the counterstaining was performed using hematoxylin. Image using the standard format of this product.





Novus Biologicals USA

10730 E. Briarwood Avenue
Centennial, CO 80112
USA
Phone: 303.730.1950
Toll Free: 1.888.506.6887
Fax: 303.730.1966
nb-customerservice@bio-techne.com

Bio-Techne Canada

21 Canmotor Ave
Toronto, ON M8Z 4E6
Canada
Phone: 905.827.6400
Toll Free: 855.668.8722
Fax: 905.827.6402
canada.inquires@bio-techne.com

Bio-Techne Ltd

19 Barton Lane
Abingdon Science Park
Abingdon, OX14 3NB, United Kingdom
Phone: (44) (0) 1235 529449
Free Phone: 0800 37 34 15
Fax: (44) (0) 1235 533420
info.EMEA@bio-techne.com

General Contact Information

www.novusbio.com
Technical Support: nb-technical@bio-
techne.com
Orders: nb-customerservice@bio-techne.com
General: novus@novusbio.com

Error: Subreport could not be shown.

Limitations

This product is for research use only and is not approved for use in humans or in clinical diagnosis. Primary Antibodies are guaranteed for 1 year from date of receipt.

For more information on our 100% guarantee, please visit www.novusbio.com/guarantee

Earn gift cards/discounts by submitting a review: www.novusbio.com/reviews/submit/NBP2-78790

Earn gift cards/discounts by submitting a publication using this product:
www.novusbio.com/publications

