

Product Datasheet

Recombinant Mouse IL-21 Animal-Free Protein NBP2-78045-10ug

Unit Size: 10 ug

Store at -20 to -70C as supplied. After reconstitution, store at 2 to 8C for 1 month and at -20 to -70C for long term storage. Avoid repeated freeze-thaw cycles.

www.novusbio.com



technical@novusbio.com

Protocols, Publications, Related Products, Reviews, Research Tools and Images at:
www.novusbio.com/NBP2-78045

Updated 10/3/2023 v.20.1

Earn rewards for product
reviews and publications.

Submit a publication at www.novusbio.com/publications

Submit a review at www.novusbio.com/reviews/destination/NBP2-78045



NBP2-78045-10ug**Recombinant Mouse IL-21 Animal-Free Protein**

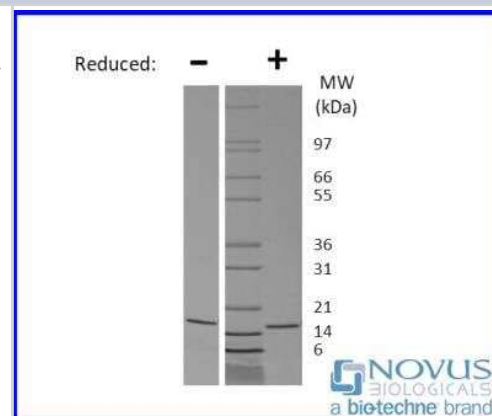
Product Information	
Unit Size	10 ug
Concentration	Lyoph
Storage	Store at -20 to -70C as supplied. After reconstitution, store at 2 to 8C for 1 month and at -20 to -70C for long term storage. Avoid repeated freeze-thaw cycles.
Preservative	No Preservative
Reconstitution Instructions	Sterile water at 0.1 mg/mL
Purity	>95%, by SDS-PAGE
Buffer	Lyophilized from a sterile (0.2 micron) filtered aqueous solution containing 20 mM sodium bicarbonate, pH 8.5
Target Molecular Weight	15.1 kDa

Product Description	
Description	For prolonged storage, dilute to working aliquots. Expiration Date: 12 months from date of receipt when stored at -20C to -80C as supplied. 1 month when stored at 4C after reconstituting as directed. 3 months when stored at -20C to -80C after reconstituting as directed.
Gene ID	59067
Gene Symbol	IL21
Species	Mouse
Specificity/Sensitivity	IL-21 is a monomer, 15.1 kDa (130 aa)
Preparation Method	Protein is derived from genetically modified E. coli.
Details of Functionality	Mouse thymocyte proliferation with costimulation or proliferation of B9 cells, >5 x 10 ⁴ units/mg (ED50 acceptance criteria are <20 ng/mL).
Endotoxin Note	Acceptance criteria for endotoxin levels are <1 EUs/ug protein (determined by Kinetic LAL Method).

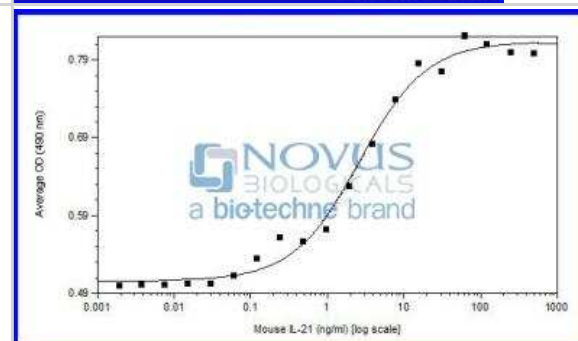
Product Application Details	
Applications	SDS-Page, Bioactivity
Recommended Dilutions	SDS-Page, Bioactivity
Application Notes	Lot Specific Information: Given endotoxin and ED50 values are acceptance criteria standards. For lot specific values, please contact technical support.

Images

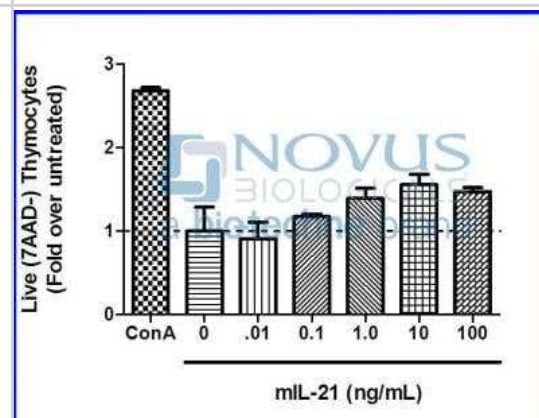
SDS-Page: Recombinant Mouse IL-21 Animal-Free Protein [NBP2-78045] - 1 ug run under (-) non-reducing and (+) reducing conditions in a 4-20% Tris-Glycine gel.



Bioactivity: Recombinant Mouse IL-21 Animal-Free Protein [NBP2-78045] - Induced proliferation of B9 cells.



Bioactivity: Recombinant Mouse IL-21 Animal-Free Protein [NBP2-78045] - Induced proliferation of primary mouse thymocytes.





Novus Biologicals USA

10730 E. Briarwood Avenue
Centennial, CO 80112
USA
Phone: 303.730.1950
Toll Free: 1.888.506.6887
Fax: 303.730.1966
nb-customerservice@bio-techne.com

Bio-Techne Canada

21 Canmotor Ave
Toronto, ON M8Z 4E6
Canada
Phone: 905.827.6400
Toll Free: 855.668.8722
Fax: 905.827.6402
canada.inquires@bio-techne.com

Bio-Techne Ltd

19 Barton Lane
Abingdon Science Park
Abingdon, OX14 3NB, United Kingdom
Phone: (44) (0) 1235 529449
Free Phone: 0800 37 34 15
Fax: (44) (0) 1235 533420
info.EMEA@bio-techne.com

General Contact Information

www.novusbio.com
Technical Support: nb-technical@bio-techne.com
Orders: nb-customerservice@bio-techne.com
General: novus@novusbio.com

Limitations

This product is for research use only and is not approved for use in humans or in clinical diagnosis. This product is guaranteed for 1 year from date of receipt.

For more information on our 100% guarantee, please visit www.novusbio.com/guarantee

Earn gift cards/discounts by submitting a review: www.novusbio.com/reviews/submit/NBP2-78045

Earn gift cards/discounts by submitting a publication using this product:
www.novusbio.com/publications

