

Product Datasheet

Spastin Antibody (RM346) NBP2-77421

Unit Size: 100 ul

Store at -20C. Avoid freeze-thaw cycles.

www.novusbio.com



technical@novusbio.com

Protocols, Publications, Related Products, Reviews, Research Tools and Images at:
www.novusbio.com/NBP2-77421

Updated 9/9/2025 v.20.1

Earn rewards for product
reviews and publications.

Submit a publication at www.novusbio.com/publications

Submit a review at www.novusbio.com/reviews/destination/NBP2-77421



NBP2-77421


Spastin Antibody (RM346)

| Product Information | |
|-----------------------------|----------------------------------------------------------------------------------------------------------------------------------------------------------------------------------------------------------|
| Unit Size | 100 ul |
| Concentration | Please see the vial label for concentration. If unlisted please contact technical services. |
| Storage | Store at -20C. Avoid freeze-thaw cycles. |
| Clonality | Monoclonal |
| Clone | RM346 |
| Preservative | 0.09% Sodium Azide |
| Isotype | IgG |
| Purity | Protein A purified |
| Buffer | 50% Glycerol/PBS, 1% BSA |
| Product Description | |
| Description | Novus Biologicals Rabbit Spastin Antibody (RM346) (NBP2-77421) is a recombinant monoclonal antibody validated for use in IHC and WB. All Novus Biologicals antibodies are covered by our 100% guarantee. |
| Host | Rabbit |
| Gene ID | 6683 |
| Gene Symbol | SPAST |
| Species | Human |
| Immunogen | A peptide corresponding to the N-terminus of human Spastin. |
| Product Application Details | |
| Applications | Western Blot, Immunohistochemistry |
| Recommended Dilutions | Western Blot 1:500 - 1:1000, Immunohistochemistry 1:500 - 1:1000 |

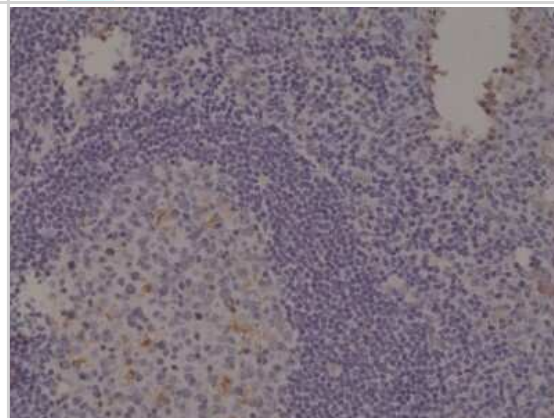


Images

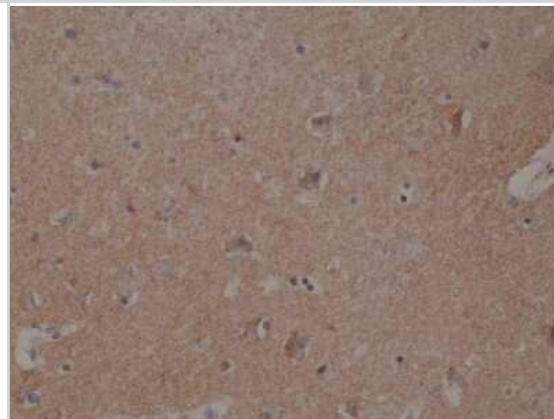
Western Blot: Spastin Antibody (RM346) [NBP2-77421] - Western Blot of lysate from HeLa cells, transfected with Control siRNA (1) or Spastin siRNA, using NBP2-77421.



Immunohistochemistry: Spastin Antibody (RM346) [NBP2-77421] - Immunohistochemical staining of formalin fixed and paraffin embedded human Tonsil tissue section using NBP2-77421.



Immunohistochemistry: Spastin Antibody (RM346) [NBP2-77421] - Immunohistochemical staining of formalin fixed and paraffin embedded human Brain tissue section using NBP2-77421.





Novus Biologicals USA

10730 E. Briarwood Avenue
Centennial, CO 80112
USA
Phone: 303.730.1950
Toll Free: 1.888.506.6887
Fax: 303.730.1966
nb-customerservice@bio-techne.com

Bio-Techne Canada

21 Canmotor Ave
Toronto, ON M8Z 4E6
Canada
Phone: 905.827.6400
Toll Free: 855.668.8722
Fax: 905.827.6402
canada.inquires@bio-techne.com

Bio-Techne Ltd

19 Barton Lane
Abingdon Science Park
Abingdon, OX14 3NB, United Kingdom
Phone: (44) (0) 1235 529449
Free Phone: 0800 37 34 15
Fax: (44) (0) 1235 533420
info.EMEA@bio-techne.com

General Contact Information

www.novusbio.com
Technical Support: nb-technical@bio-techne.com
Orders: nb-customerservice@bio-techne.com
General: novus@novusbio.com

Products Related to NBP2-77421

| | |
|--------------------|-----------------------------------------------------|
| HAF008 | Goat anti-Rabbit IgG Secondary Antibody [HRP] |
| NB7160 | Goat anti-Rabbit IgG (H+L) Secondary Antibody [HRP] |
| NBP2-24891 | Rabbit IgG Isotype Control |
| H00006683-Q01-10ug | Recombinant Human Spastin GST (N-Term) Protein |

Limitations

This product is for research use only and is not approved for use in humans or in clinical diagnosis. Primary Antibodies are guaranteed for 1 year from date of receipt.

For more information on our 100% guarantee, please visit www.novusbio.com/guarantee

Earn gift cards/discounts by submitting a review: www.novusbio.com/reviews/submit/NBP2-77421

Earn gift cards/discounts by submitting a publication using this product:
www.novusbio.com/publications

