

# Product Datasheet

## VAMP-1 Antibody (JG40-19)

### NBP2-76877

Unit Size: 100 ul

Store at 4C short term. Aliquot and store at -20C long term. Avoid freeze-thaw cycles.

[www.novusbio.com](http://www.novusbio.com)



[technical@novusbio.com](mailto:technical@novusbio.com)

Protocols, Publications, Related Products, Reviews, Research Tools and Images at:  
[www.novusbio.com/NBP2-76877](http://www.novusbio.com/NBP2-76877)

Updated 5/28/2024 v.20.1

Earn rewards for product  
reviews and publications.

Submit a publication at [www.novusbio.com/publications](http://www.novusbio.com/publications)

Submit a review at [www.novusbio.com/reviews/destination/NBP2-76877](http://www.novusbio.com/reviews/destination/NBP2-76877)



**NBP2-76877**

VAMP-1 Antibody (JG40-19)

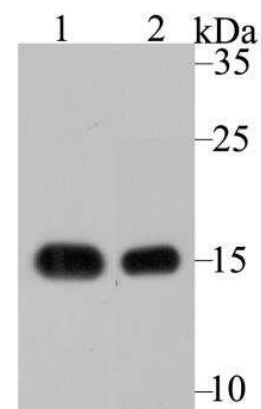
Product Information	
Unit Size	100 ul
Concentration	1 mg/ml
Storage	Store at 4C short term. Aliquot and store at -20C long term. Avoid freeze-thaw cycles.
Clonality	Monoclonal
Clone	JG40-19
Preservative	0.05% Sodium Azide
Isotype	IgG
Purity	Protein A purified
Buffer	TBS (pH7.4), 0.05% BSA, 40% Glycerol
Target Molecular Weight	13 kDa

Product Description	
Host	Rabbit
Gene ID	6843
Gene Symbol	VAMP1
Species	Human, Mouse, Rat
Immunogen	Recombinant full length protein of human VAMP-1. (SwissProt: P23763 Human; SwissProt: Q62442 Mouse; SwissProt: Q63666 Rat)

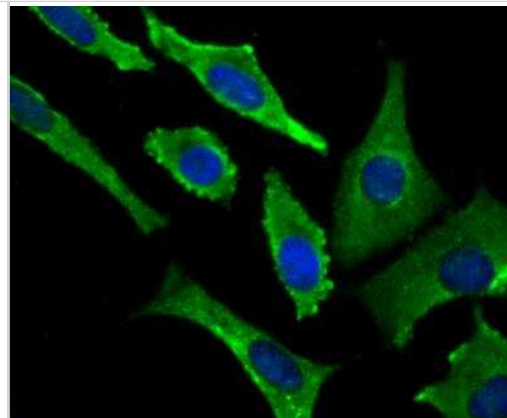
Product Application Details	
Applications	Western Blot, Immunocytochemistry/ Immunofluorescence, Immunohistochemistry, Immunohistochemistry-Paraffin, Immunocytochemistry
Recommended Dilutions	Western Blot 1:500-1:2000, Immunohistochemistry, Immunocytochemistry/ Immunofluorescence 1:50-1:200, Immunohistochemistry-Paraffin 1:50-1:200, Immunocytochemistry

**Images**

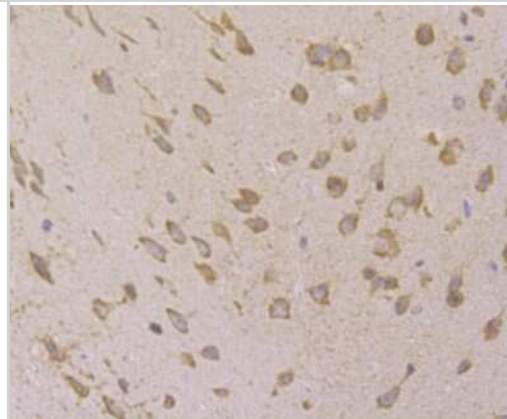
Western Blot: VAMP-1 Antibody (JG40-19) [NBP2-76877] - Western blot analysis of VAMP1 on different tissue lysates using anti-VAMP1 antibody at 1/2,000 dilution. Positive control: Lane 1: Mouse cerebellum Lane 2: Rat brain



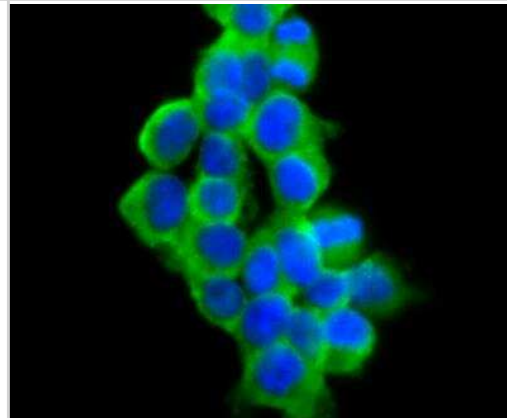
Immunocytochemistry: VAMP-1 Antibody (JG40-19) [NBP2-76877] - ICC staining VAMP1 in SH-SY-5Y cells (green). The nuclear counter stain is DAPI (blue). Cells were fixed in paraformaldehyde, permeabilised with 0.25% Triton X100/PBS.



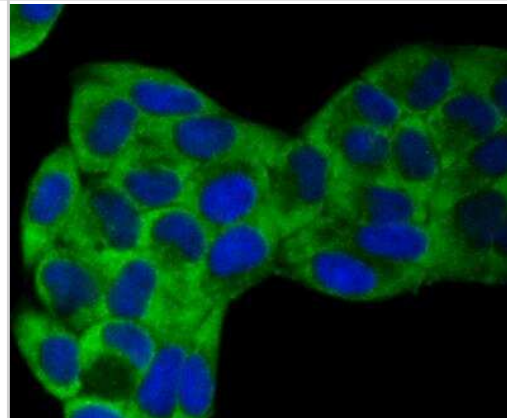
Immunohistochemistry-Paraffin: VAMP-1 Antibody (JG40-19) [NBP2-76877] - Analysis of mouse brain tissue using anti-VAMP1 antibody. Counter stained with hematoxylin.



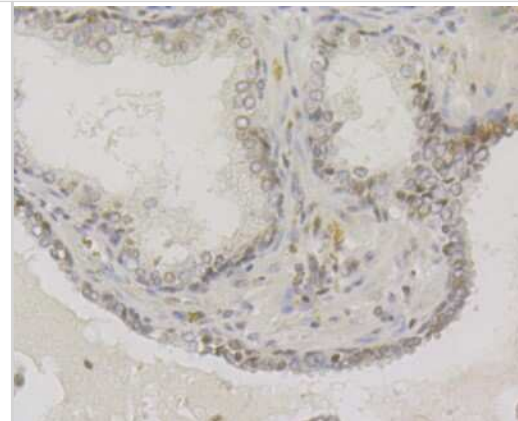
Immunocytochemistry: VAMP-1 Antibody (JG40-19) [NBP2-76877] - ICC staining VAMP1 in 293T cells (green). The nuclear counter stain is DAPI (blue). Cells were fixed in paraformaldehyde, permeabilised with 0.25% Triton X100/PBS.



Immunocytochemistry: VAMP-1 Antibody (JG40-19) [NBP2-76877] - ICC staining VAMP1 in Hela cells (green). The nuclear counter stain is DAPI (blue). Cells were fixed in paraformaldehyde, permeabilised with 0.25% Triton X100/PBS.



Immunohistochemistry-Paraffin: VAMP-1 Antibody (JG40-19) [NBP2-76877] - Analysis of human prostate cancer tissue using anti-VAMP1 antibody. Counter stained with hematoxylin.





### **Novus Biologicals USA**

10730 E. Briarwood Avenue  
Centennial, CO 80112  
USA  
Phone: 303.730.1950  
Toll Free: 1.888.506.6887  
Fax: 303.730.1966  
nb-customerservice@bio-techne.com

### **Bio-Techne Canada**

21 Canmotor Ave  
Toronto, ON M8Z 4E6  
Canada  
Phone: 905.827.6400  
Toll Free: 855.668.8722  
Fax: 905.827.6402  
canada.inquires@bio-techne.com

### **Bio-Techne Ltd**

19 Barton Lane  
Abingdon Science Park  
Abingdon, OX14 3NB, United Kingdom  
Phone: (44) (0) 1235 529449  
Free Phone: 0800 37 34 15  
Fax: (44) (0) 1235 533420  
info.EMEA@bio-techne.com

### **General Contact Information**

www.novusbio.com  
Technical Support: nb-technical@bio-techne.com  
Orders: nb-customerservice@bio-techne.com  
General: novus@novusbio.com

### **Limitations**

This product is for research use only and is not approved for use in humans or in clinical diagnosis. Primary Antibodies are guaranteed for 1 year from date of receipt.

For more information on our 100% guarantee, please visit [www.novusbio.com/guarantee](http://www.novusbio.com/guarantee)

Earn gift cards/discounts by submitting a review: [www.novusbio.com/reviews/submit/NBP2-76877](http://www.novusbio.com/reviews/submit/NBP2-76877)

Earn gift cards/discounts by submitting a publication using this product:  
[www.novusbio.com/publications](http://www.novusbio.com/publications)

