

# Product Datasheet

## Wnt-10b Antibody - BSA Free

### NBP2-49165-25ul

Unit Size: 25ul

Store at 4C short term. Aliquot and store at -20C long term. Avoid freeze-thaw cycles.

[www.novusbio.com](http://www.novusbio.com)



[technical@novusbio.com](mailto:technical@novusbio.com)

#### Publications: 1

Protocols, Publications, Related Products, Reviews, Research Tools and Images at:  
[www.novusbio.com/NBP2-49165](http://www.novusbio.com/NBP2-49165)

Updated 2/23/2025 v.20.1

Earn rewards for product  
reviews and publications.

Submit a publication at [www.novusbio.com/publications](http://www.novusbio.com/publications)

Submit a review at [www.novusbio.com/reviews/destination/NBP2-49165](http://www.novusbio.com/reviews/destination/NBP2-49165)



**NBP2-49165-25ul**

Wnt-10b Antibody - BSA Free

| Product Information |  |
|---------------------|--|
| Unit Size           | 25ul   |
| Concentration       | Concentrations vary lot to lot. See vial label for concentration. If unlisted please contact technical services. |
| Storage             | Store at 4C short term. Aliquot and store at -20C long term. Avoid freeze-thaw cycles.                           |
| Clonality           | Polyclonal   |
| Preservative        | 0.02% Sodium Azide   |
| Isotype             | IgG  |
| Purity              | Immunogen affinity purified  |
| Buffer              | PBS (pH 7.2) and 40% Glycerol  |

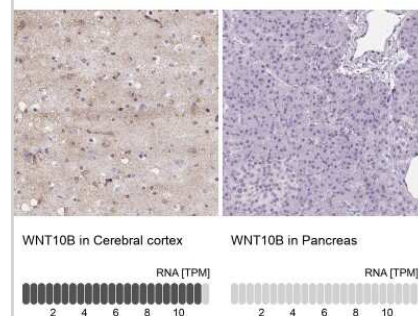
| Product Description |   |
|---------------------|---|
| Host                | Rabbit  |
| Gene ID             | 7480  |
| Gene Symbol         | WNT10B  |
| Species             | Human   |
| Immunogen           | This antibody was developed against a recombinant protein corresponding to amino acids:<br>SLGKLVSCGCGWKGSGEQDRLRAKLLQLQALSRGKSFPHSLPSPGPGSSPSP<br>GPQDTWEWGGCNHDMDFGEKFS |

| Product Application Details |  |
|-----------------------------|--|
| Applications                | Western Blot, Immunohistochemistry, Immunohistochemistry-Paraffin  |
| Recommended Dilutions       | Western Blot 0.04-0.4 ug/ml, Immunohistochemistry 1:500 - 1:1000, Immunohistochemistry-Paraffin 1:500 - 1:1000 |
| Application Notes           | For IHC-Paraffin, HIER pH 6 retrieval is recommended.  |

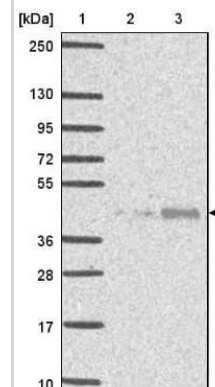


## Images

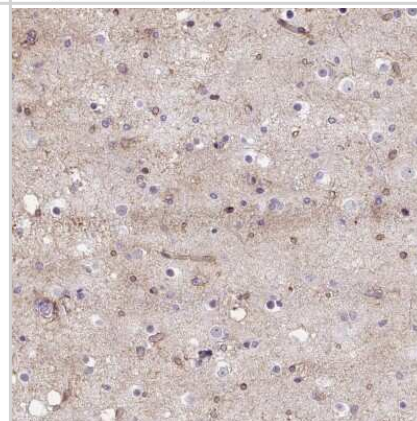
Immunohistochemistry-Paraffin: Wnt-10b Antibody [NBP2-49165] - Staining in human cerebral cortex and pancreas tissues using anti-WNT10B antibody. Corresponding WNT10B RNA-seq data are presented for the same tissues.



Western Blot: Wnt-10b Antibody [NBP2-49165] - Lane 1: Marker [kDa] 250, 130, 95, 72, 55, 36, 28, 17, 10  
Lane 2: Human cell line RT-4  
Lane 3: Human cell line U-251MG sp



Immunohistochemistry-Paraffin: Wnt-10b Antibody [NBP2-49165] - Staining of human cerebral cortex shows high expression.



Immunohistochemistry-Paraffin: Wnt-10b Antibody [NBP2-49165] - Staining of human pancreas shows low expression as expected.



## Publications

Chen-Yuan Hsiao, Tien-Hua Chen, Tzu-Hui Chu, Yen-Nien Ting, Pei-Jiun Tsai, Jia-Fwu Shyu Calcitonin Induces Bone Formation by Increasing Expression of Wnt10b in Osteoclasts in Ovariectomy-Induced Osteoporotic Rats  
Frontiers in Endocrinology 2020-09-08 [PMID: 33013696]



### **Novus Biologicals USA**

10730 E. Briarwood Avenue  
Centennial, CO 80112  
USA

Phone: 303.730.1950

Toll Free: 1.888.506.6887

Fax: 303.730.1966

[nb-customerservice@bio-techne.com](mailto:nb-customerservice@bio-techne.com)

### **Bio-Techne Canada**

21 Canmotor Ave  
Toronto, ON M8Z 4E6  
Canada

Phone: 905.827.6400

Toll Free: 855.668.8722

Fax: 905.827.6402

[canada.inquires@bio-techne.com](mailto:canada.inquires@bio-techne.com)

### **Bio-Techne Ltd**

19 Barton Lane  
Abingdon Science Park  
Abingdon, OX14 3NB, United Kingdom

Phone: (44) (0) 1235 529449

Free Phone: 0800 37 34 15

Fax: (44) (0) 1235 533420

[info.EMEA@bio-techne.com](mailto:info.EMEA@bio-techne.com)

### **General Contact Information**

[www.novusbio.com](http://www.novusbio.com)

Technical Support: [nb-technical@bio-techne.com](mailto:nb-technical@bio-techne.com)

Orders: [nb-customerservice@bio-techne.com](mailto:nb-customerservice@bio-techne.com)

General: [novus@novusbio.com](mailto:novus@novusbio.com)

### **Limitations**

This product is for research use only and is not approved for use in humans or in clinical diagnosis. Primary Antibodies are guaranteed for 1 year from date of receipt.

For more information on our 100% guarantee, please visit [www.novusbio.com/guarantee](http://www.novusbio.com/guarantee)

Earn gift cards/discounts by submitting a review: [www.novusbio.com/reviews/submit/NBP2-49165](http://www.novusbio.com/reviews/submit/NBP2-49165)

Earn gift cards/discounts by submitting a publication using this product:

[www.novusbio.com/publications](http://www.novusbio.com/publications)

