

Product Datasheet

ATG4D Antibody - BSA Free

NBP2-41308-0.025mg

Unit Size: 0.025 mg

Store at 4C short term. Aliquot and store at -20C long term. Avoid freeze-thaw cycles.

www.novusbio.com



technical@novusbio.com

Publications: 1

Protocols, Publications, Related Products, Reviews, Research Tools and Images at:
www.novusbio.com/NBP2-41308

Updated 10/19/2023 v.20.1

Earn rewards for product
reviews and publications.

Submit a publication at www.novusbio.com/publications

Submit a review at www.novusbio.com/reviews/destination/NBP2-41308



NBP2-41308-0.025mg

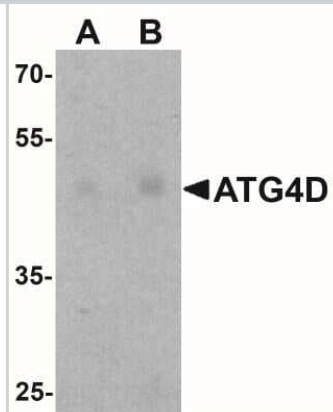
ATG4D Antibody - BSA Free

Product Information	
Unit Size	0.025 mg
Concentration	1 mg/ml
Storage	Store at 4C short term. Aliquot and store at -20C long term. Avoid freeze-thaw cycles.
Clonality	Polyclonal
Preservative	0.02% Sodium Azide
Isotype	IgG
Purity	Peptide affinity purified
Buffer	PBS
Target Molecular Weight	49 kDa
Product Description	
Host	Rabbit
Gene ID	84971
Gene Symbol	ATG4D
Species	Human, Mouse, Rat
Specificity/Sensitivity	At least two isoforms of ATG4D are known to exist; this antibody will detect only the larger isoform. ATG4D is predicted to not cross-react with other ATG4 proteins.
Immunogen	Antibody was raised against a 17 amino acid peptide near the amino terminus of human ATG4D. The immunogen is located within the first 50 amino acids of ATG4D. Amino Acid Sequence: SPEDARRRPEARPRG
Product Application Details	
Applications	Western Blot, ELISA, Immunocytochemistry/ Immunofluorescence, Immunohistochemistry, Immunohistochemistry-Paraffin
Recommended Dilutions	Western Blot 1-2 ug/ml, ELISA, Immunohistochemistry 5 ug/ml, Immunocytochemistry/ Immunofluorescence 20 ug/ml, Immunohistochemistry-Paraffin 5 ug/ml

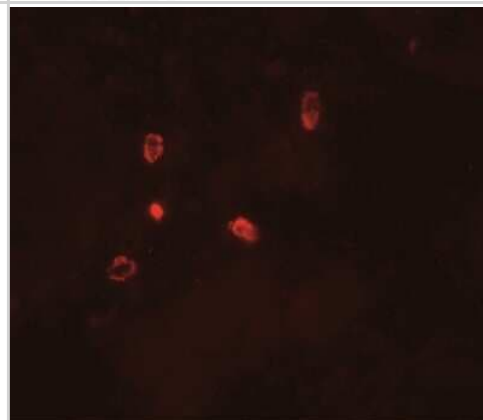


Images

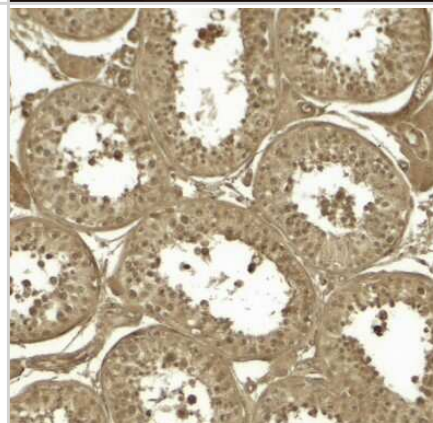
Western Blot: ATG4D Antibody [NBP2-41308] - Analysis of ATG4D in human testis tissue lysate with ATG4D antibody at (A) 1 and (B) 2 ug/ml.



Immunohistochemistry: ATG4D Antibody [NBP2-41308] - Human testis tissue with ATG4D antibody at 20 ug/ml.



Immunohistochemistry: ATG4D Antibody [NBP2-41308] - Immunohistochemistry of ATG4D in human testis tissue with ATG4D antibody at 5 ug/ml.



Publications

Wang X, Zeng J, Wang X et al. 2,3,5,4'-tetrahydroxystilbene-2-O-beta-D-glucoside induces autophagy of liver by activating PI3K/Akt and Erk pathway in prediabetic rats BMC Complement Med Ther 2020-06-08 [PMID: 32513151] (WB, Rat)



Novus Biologicals USA

10730 E. Briarwood Avenue
Centennial, CO 80112
USA
Phone: 303.730.1950
Toll Free: 1.888.506.6887
Fax: 303.730.1966
nb-customerservice@bio-techne.com

Bio-Techne Canada

21 Canmotor Ave
Toronto, ON M8Z 4E6
Canada
Phone: 905.827.6400
Toll Free: 855.668.8722
Fax: 905.827.6402
canada.inquires@bio-techne.com

Bio-Techne Ltd

19 Barton Lane
Abingdon Science Park
Abingdon, OX14 3NB, United Kingdom
Phone: (44) (0) 1235 529449
Free Phone: 0800 37 34 15
Fax: (44) (0) 1235 533420
info.EMEA@bio-techne.com

General Contact Information

www.novusbio.com
Technical Support: nb-technical@bio-techne.com
Orders: nb-customerservice@bio-techne.com
General: novus@novusbio.com

Limitations

This product is for research use only and is not approved for use in humans or in clinical diagnosis. Primary Antibodies are guaranteed for 1 year from date of receipt.

For more information on our 100% guarantee, please visit www.novusbio.com/guarantee

Earn gift cards/discounts by submitting a review: www.novusbio.com/reviews/submit/NBP2-41308

Earn gift cards/discounts by submitting a publication using this product:
www.novusbio.com/publications

