

# Product Datasheet

## **TNF-alpha Antibody (P/T2) - Azide and BSA Free NBP2-34703-0.1mg**

Unit Size: 0.1 mg

Store at -20 to -80C. Avoid freeze-thaw cycles.

[www.novusbio.com](http://www.novusbio.com)



[technical@novusbio.com](mailto:technical@novusbio.com)

Protocols, Publications, Related Products, Reviews, Research Tools and Images at:  
[www.novusbio.com/NBP2-34703](http://www.novusbio.com/NBP2-34703)

Updated 7/16/2024 v.20.1

**Earn rewards for product  
reviews and publications.**

Submit a publication at [www.novusbio.com/publications](http://www.novusbio.com/publications)

Submit a review at [www.novusbio.com/reviews/destination/NBP2-34703](http://www.novusbio.com/reviews/destination/NBP2-34703)



**NBP2-34703-0.1mg**

TNF-alpha Antibody (P/T2) - Azide and BSA Free

Product Information	
Unit Size	0.1 mg
Concentration	1.0 mg/ml
Storage	Store at -20 to -80C. Avoid freeze-thaw cycles.
Clonality	Monoclonal
Clone	P/T2
Preservative	No Preservative
Isotype	IgM Kappa
Purity	Protein L or PEG purified
Buffer	10 mM PBS
Target Molecular Weight	17 kDa

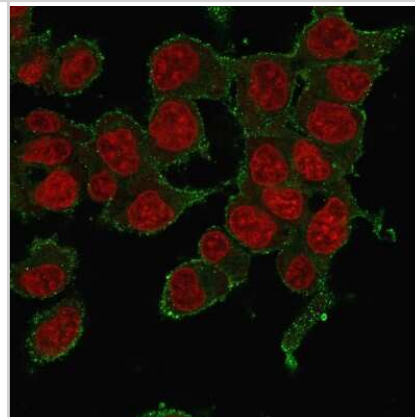
Product Description	
Description	1.0 mg/ml of antibody purified from Bioreactor Concentrate. Prepared in 10mM PBS WITHOUT BSA & azide. Also available at 200 ug/ml WITH BSA & azide (NBP2-34302).  Antibody with azide - store at 2 to 8C. Antibody without azide - store at -20 to -80C.
Host	Mouse
Gene ID	7124
Gene Symbol	TNF
Species	Human, Mouse, Rat, Canine, Feline, Rabbit, Zebrafish
Immunogen	A hexadecapeptide corresponding to aa115-130 (NGVELRDNQLVVPSEG) of human TNF-alpha , conjugated to thyroglobulin (Uniprot: P01375)

Product Application Details	
Applications	Flow Cytometry, Immunocytochemistry/ Immunofluorescence, Immunohistochemistry, Immunohistochemistry-Paraffin, CyTOF-ready
Recommended Dilutions	Flow Cytometry 0.5-1ug/million cells, Immunohistochemistry, Immunocytochemistry/ Immunofluorescence 1-2ug/ml, Immunohistochemistry-Paraffin 1-2ug/ml, CyTOF-ready
Application Notes	Immunohistochemistry (Formalin-fixed): 2-4ug/ml for 30 min at RT. Staining of formalin-fixed tissues requires heating tissue sections in 10mM Tris Buffer with 1mM EDTA, pH 9.0, for 45 min at 95C followed by cooling at RT for 20 minutes. Optimal dilution for a specific application should be determined.

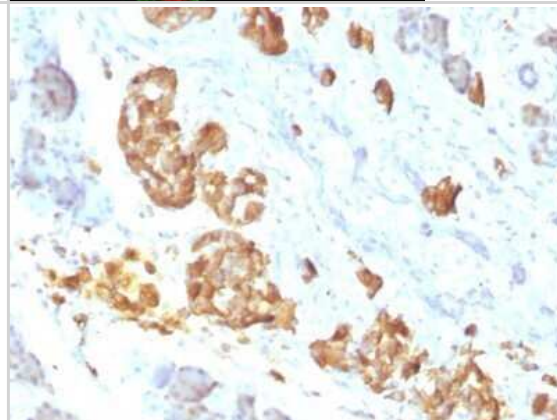


## Images

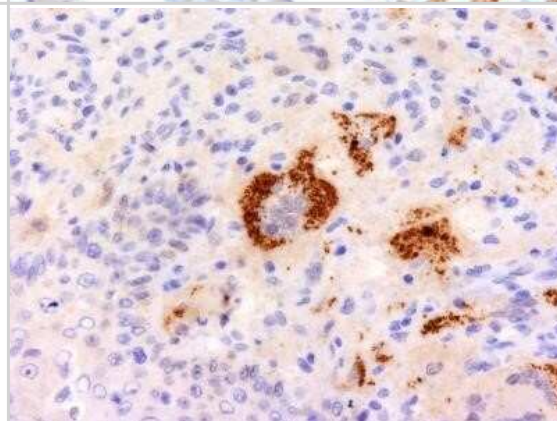
Immunocytochemistry/Immunofluorescence: TNF-alpha Antibody (P/T2) - Azide and BSA Free [NBP2-34703] - Immunofluorescence staining of HePG2 cells using TNF-alpha Mouse Monoclonal Antibody (P/T2) followed by goat anti-mouse IgG-CF488. Counterstained with RedDot.



Immunohistochemistry-Paraffin: TNF-alpha Antibody (P/T2) - Azide and BSA Free [NBP2-34703] - Formalin-fixed, paraffin-embedded human Pancreas stained with TNF-alpha Antibody (P/T2).



Immunohistochemistry-Paraffin: TNF-alpha Antibody (P/T2) - Azide and BSA Free [NBP2-34703] - Formalin-fixed, paraffin-embedded human Erdheim Chester disease (also known as polyostotic sclerosing histiocytosis) stained with TNF alpha Monoclonal Antibody (P/T2).





### **Novus Biologicals USA**

10730 E. Briarwood Avenue  
Centennial, CO 80112  
USA  
Phone: 303.730.1950  
Toll Free: 1.888.506.6887  
Fax: 303.730.1966  
nb-customerservice@bio-techne.com

### **Bio-Techne Canada**

21 Canmotor Ave  
Toronto, ON M8Z 4E6  
Canada  
Phone: 905.827.6400  
Toll Free: 855.668.8722  
Fax: 905.827.6402  
canada.inquires@bio-techne.com

### **Bio-Techne Ltd**

19 Barton Lane  
Abingdon Science Park  
Abingdon, OX14 3NB, United Kingdom  
Phone: (44) (0) 1235 529449  
Free Phone: 0800 37 34 15  
Fax: (44) (0) 1235 533420  
info.EMEA@bio-techne.com

### **General Contact Information**

www.novusbio.com  
Technical Support: nb-technical@bio-techne.com  
Orders: nb-customerservice@bio-techne.com  
General: novus@novusbio.com

### **Products Related to NBP2-34703-0.1mg**

---

HAF007	Goat anti-Mouse IgG Secondary Antibody [HRP]
NB720-B	Rabbit anti-Mouse IgG (H+L) Secondary Antibody [Biotin]
NBP1-96975-0.5mg	Mouse IgM Kappa Light Chain Isotype Control (MMK)
NBP2-35076-10ug	Recombinant Human TNF-alpha Protein

---

### **Limitations**

This product is for research use only and is not approved for use in humans or in clinical diagnosis. Primary Antibodies are guaranteed for 1 year from date of receipt.

For more information on our 100% guarantee, please visit [www.novusbio.com/guarantee](http://www.novusbio.com/guarantee)

Earn gift cards/discounts by submitting a review: [www.novusbio.com/reviews/submit/NBP2-34703](http://www.novusbio.com/reviews/submit/NBP2-34703)

Earn gift cards/discounts by submitting a publication using this product:  
[www.novusbio.com/publications](http://www.novusbio.com/publications)

