

# Product Datasheet

## Chromogranin A Antibody (LK2H10) - Azide and BSA Free NBP2-34672-0.1mg

Unit Size: 0.1 mg

Store at -20 to -80C. Avoid freeze-thaw cycles.

[www.novusbio.com](http://www.novusbio.com)



[technical@novusbio.com](mailto:technical@novusbio.com)

### Publications: 1

Protocols, Publications, Related Products, Reviews, Research Tools and Images at:  
[www.novusbio.com/NBP2-34672](http://www.novusbio.com/NBP2-34672)

Updated 7/16/2024 v.20.1

Earn rewards for product  
reviews and publications.

Submit a publication at [www.novusbio.com/publications](http://www.novusbio.com/publications)

Submit a review at [www.novusbio.com/reviews/destination/NBP2-34672](http://www.novusbio.com/reviews/destination/NBP2-34672)



**NBP2-34672-0.1mg**

Chromogranin A Antibody (LK2H10) - Azide and BSA Free

**Product Information**

<b>Unit Size</b>	0.1 mg
<b>Concentration</b>	1.0 mg/ml
<b>Storage</b>	Store at -20 to -80C. Avoid freeze-thaw cycles.
<b>Clonality</b>	Monoclonal
<b>Clone</b>	LK2H10
<b>Preservative</b>	No Preservative
<b>Isotype</b>	IgG1 Kappa
<b>Purity</b>	Protein A or G purified
<b>Buffer</b>	10 mM PBS

**Product Description**

<b>Description</b>	1.0 mg/ml of antibody purified from Bioreactor Concentrate by Protein A/G. Prepared in 10mM PBS WITHOUT BSA & azide. Also available at 200 ug/ml WITH BSA & azide (NBP2-32956).  Antibody with azide - store at 2 to 8C. Antibody without azide - store at -20 to -80C.
<b>Host</b>	Mouse
<b>Gene ID</b>	1113
<b>Gene Symbol</b>	CHGA
<b>Species</b>	Human, Mouse, Rat, Porcine, Monkey, Guinea Pig (Negative), Rabbit (Negative), Sheep (Negative)
<b>Reactivity Notes</b>	Does not react with Guinea Pig, Sheep or Rabbit.
<b>Marker</b>	Neuroendocrine Marker
<b>Immunogen</b>	Human pheochromocytoma (Uniprot: P10645)

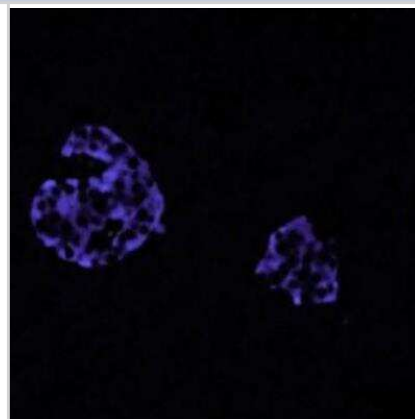
**Product Application Details**

<b>Applications</b>	Immunohistochemistry, Immunohistochemistry-Paraffin, CyTOF-ready
<b>Recommended Dilutions</b>	Immunohistochemistry, Immunohistochemistry-Paraffin 0.5-1ug/ml, CyTOF-ready
<b>Application Notes</b>	Immunohistochemistry (Formalin-fixed): 0.1-0.2ug/ml for 30 min at RT. Staining of formalin-fixed tissues requires heating tissue sections in 10mM Tris with 1mM EDTA, pH 9.0, for 45 min at 95C followed by cooling at RT for 20 minutes. Optimal dilution for a specific application should be determined.

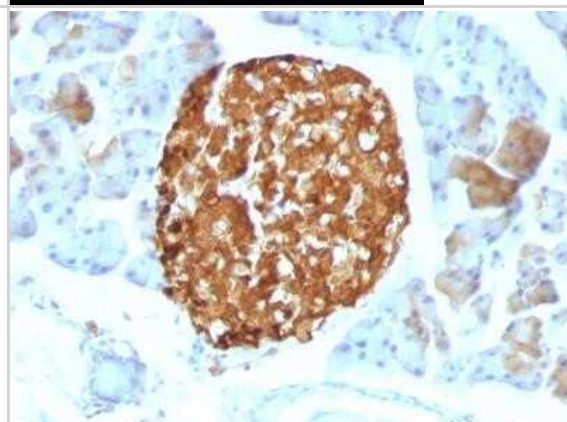


## Images

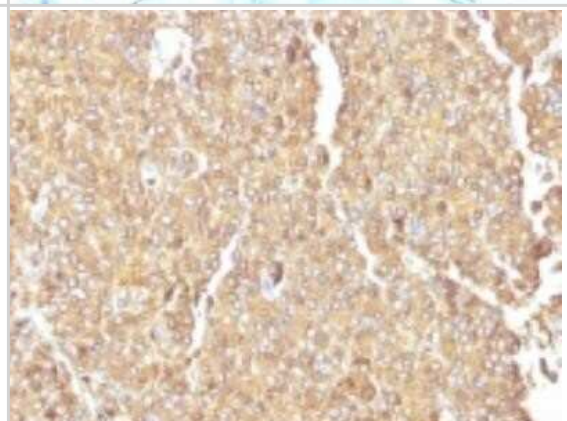
Immunohistochemistry-Paraffin: Chromogranin A Antibody (LK2H10) - Azide and BSA Free [NBP2-34672] - Human Pancreas FFPE slide: immunofluorescence with Chromogranin A Antibody-LK2H10 as primary antibody and CF405M as secondary antibody. Image from verified customer review.



Immunohistochemistry-Paraffin: Chromogranin A Antibody (LK2H10) - Azide and BSA Free [NBP2-34672] - Mouse Pancreas stained with Chromogranin A Antibody (LK2H10).



Immunohistochemistry-Paraffin: Chromogranin A Antibody (LK2H10) - Azide and BSA Free [NBP2-34672] - Formalin-fixed, paraffin-embedded human Adrenal Gland stained with Chromogranin A Monoclonal Antibody (LK2H10)



Immunohistochemistry-Paraffin: Chromogranin A Antibody (LK2H10) - Azide and BSA Free [NBP2-34672] - Formalin-fixed, paraffin-embedded human small cell lung carcinoma stained with Chromogranin A MAb (LK2H10)



## Publications

Sayadi LR, Alexander M, Sorensen AM et al Micro/nanobubbles: Improving Pancreatic Islet Cell Survival for Transplantation. Ann Plast Surg. 2019-11-01 [PMID: 31232817]

Details:

Citation using the Azide and BSA Free version of this antibody.





### **Novus Biologicals USA**

10730 E. Briarwood Avenue  
Centennial, CO 80112  
USA  
Phone: 303.730.1950  
Toll Free: 1.888.506.6887  
Fax: 303.730.1966  
nb-customerservice@bio-techne.com

### **Bio-Techne Canada**

21 Canmotor Ave  
Toronto, ON M8Z 4E6  
Canada  
Phone: 905.827.6400  
Toll Free: 855.668.8722  
Fax: 905.827.6402  
canada.inquires@bio-techne.com

### **Bio-Techne Ltd**

19 Barton Lane  
Abingdon Science Park  
Abingdon, OX14 3NB, United Kingdom  
Phone: (44) (0) 1235 529449  
Free Phone: 0800 37 34 15  
Fax: (44) (0) 1235 533420  
info.EMEA@bio-techne.com

### **General Contact Information**

www.novusbio.com  
Technical Support: nb-technical@bio-techne.com  
Orders: nb-customerservice@bio-techne.com  
General: novus@novusbio.com

### **Products Related to NBP2-34672-0.1mg**

---

HAF007	Goat anti-Mouse IgG Secondary Antibody [HRP]
NB720-B	Rabbit anti-Mouse IgG (H+L) Secondary Antibody [Biotin]
NBP1-43319-0.5mg	Mouse IgG1 Kappa Isotype Control (P3.6.2.8.1)
NBC1-26369	Recombinant Human Chromogranin A Protein

---

### **Limitations**

This product is for research use only and is not approved for use in humans or in clinical diagnosis. Primary Antibodies are guaranteed for 1 year from date of receipt.

For more information on our 100% guarantee, please visit [www.novusbio.com/guarantee](http://www.novusbio.com/guarantee)

Earn gift cards/discounts by submitting a review: [www.novusbio.com/reviews/submit/NBP2-34672](http://www.novusbio.com/reviews/submit/NBP2-34672)

Earn gift cards/discounts by submitting a publication using this product:  
[www.novusbio.com/publications](http://www.novusbio.com/publications)

