

Product Datasheet

CD40/TNFRSF5 Antibody (CL1673) - BSA Free NBP2-34488-25ul

Unit Size: 25ul

Store at 4C short term. Aliquot and store at -20C long term. Avoid freeze-thaw cycles.

www.novusbio.com



technical@novusbio.com

Reviews: 1 Publications: 1

Protocols, Publications, Related Products, Reviews, Research Tools and Images at:
www.novusbio.com/NBP2-34488

Updated 9/9/2025 v.20.1

**Earn rewards for product
reviews and publications.**

Submit a publication at www.novusbio.com/publications

Submit a review at www.novusbio.com/reviews/destination/NBP2-34488



NBP2-34488-25ul

CD40/TNFRSF5 Antibody (CL1673) - BSA Free

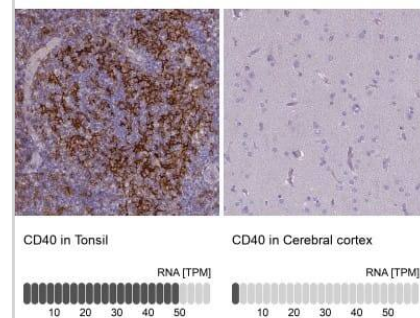
Product Information	
Unit Size	25ul
Concentration	Concentrations vary lot to lot. See vial label for concentration. If unlisted please contact technical services.
Storage	Store at 4C short term. Aliquot and store at -20C long term. Avoid freeze-thaw cycles.
Clonality	Monoclonal
Clone	CL1673
Preservative	0.02% Sodium Azide
Isotype	IgG1
Purity	Protein A purified
Buffer	PBS (pH 7.2) and 40% Glycerol

Product Description	
Description	Novus Biologicals Mouse CD40/TNFRSF5 Antibody (CL1673) - BSA Free (NBP2-34488) is a monoclonal antibody validated for use in IHC and WB. Anti-CD40/TNFRSF5 Antibody: Cited in 1 publication. All Novus Biologicals antibodies are covered by our 100% guarantee.
Host	Mouse
Gene ID	958
Gene Symbol	CD40
Species	Human
Immunogen	This antibody was developed using a recombinant protein derived from P25942, with the exact immunogen sequence remaining proprietary.

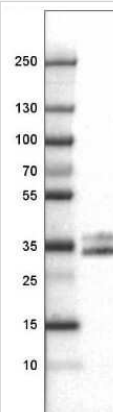
Product Application Details	
Applications	Western Blot, Immunohistochemistry-Paraffin, Immunohistochemistry
Recommended Dilutions	Western Blot 1 ug/ml, Immunohistochemistry 1:2500 - 1:5000, Immunohistochemistry-Paraffin 1:2500 - 1:5000
Application Notes	For IHC-Paraffin, HIER pH 6 retrieval is recommended.

Images

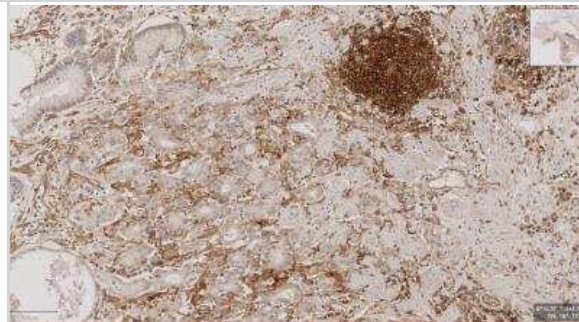
Immunohistochemistry-Paraffin: CD40/TNFRSF5 Antibody (CL1673) [NBP2-34488] - Staining in human tonsil and cerebral cortex tissues. Corresponding CD40 RNA-seq data are presented for the same tissues.



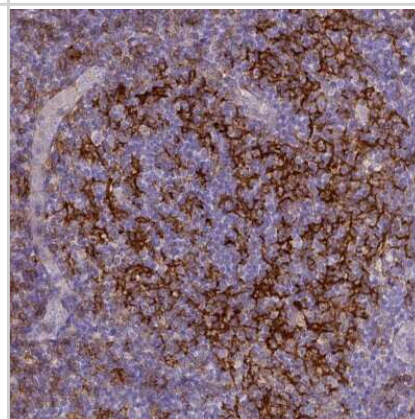
Western Blot: CD40/TNFRSF5 Antibody (CL1673) [NBP2-34488] - Lane 1: Marker [kDa] Lane 2: Human spleen



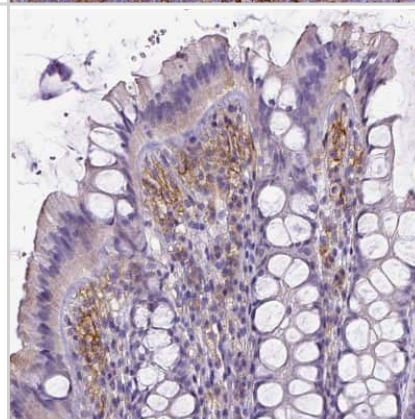
Immunohistochemistry-Paraffin: CD40/TNFRSF5 Antibody (CL1673) [NBP2-34488] - Human stomach cancer FFPE block stained with CD40 antibody at 1:6000 overnight. Antigen retrieval at pH 9. IHC-P image submitted by a verified customer review.



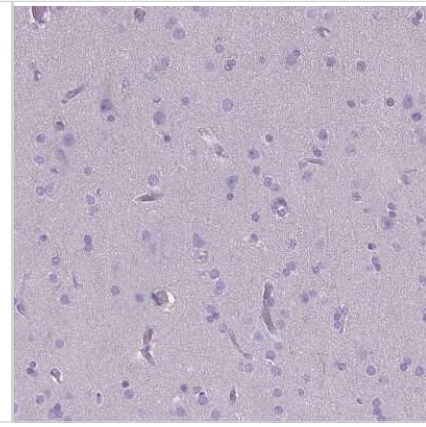
Immunohistochemistry-Paraffin: CD40/TNFRSF5 Antibody (CL1673) [NBP2-34488] - Staining of human tonsil shows strong membranous positivity in germinal center cells.



Immunohistochemistry-Paraffin: CD40/TNFRSF5 Antibody (CL1673) [NBP2-34488] - Staining of human colon shows moderate membranous positivity in lymphoid cells.



Immunohistochemistry-Paraffin: CD40/TNFRSF5 Antibody (CL1673) [NBP2-34488] - Staining of human cerebral cortex shows no positivity in neuronal cells as expected.



Publications

Stirm K, Leary P, Wüst D et al. Treg-selective IL-2 starvation synergizes with CD40 activation to sustain durable responses in lymphoma models Journal for immunotherapy of cancer 2023-02-01 [PMID: 36822670] (IHC, Human)



Novus Biologicals USA

10730 E. Briarwood Avenue
Centennial, CO 80112
USA
Phone: 303.730.1950
Toll Free: 1.888.506.6887
Fax: 303.730.1966
nb-customerservice@bio-techne.com

Bio-Techne Canada

21 Canmotor Ave
Toronto, ON M8Z 4E6
Canada
Phone: 905.827.6400
Toll Free: 855.668.8722
Fax: 905.827.6402
canada.inquires@bio-techne.com

Bio-Techne Ltd

19 Barton Lane
Abingdon Science Park
Abingdon, OX14 3NB, United Kingdom
Phone: (44) (0) 1235 529449
Free Phone: 0800 37 34 15
Fax: (44) (0) 1235 533420
info.EMEA@bio-techne.com

General Contact Information

www.novusbio.com
Technical Support: nb-technical@bio-techne.com
Orders: nb-customerservice@bio-techne.com
General: novus@novusbio.com

Limitations

This product is for research use only and is not approved for use in humans or in clinical diagnosis. Primary Antibodies are guaranteed for 1 year from date of receipt.

For more information on our 100% guarantee, please visit www.novusbio.com/guarantee

Earn gift cards/discounts by submitting a review: www.novusbio.com/reviews/submit/NBP2-34488

Earn gift cards/discounts by submitting a publication using this product:
www.novusbio.com/publications

