

# Product Datasheet

## Lymphotoxin beta/TNFSF3 Antibody - BSA Free NBP2-14207-25ul

Unit Size: 25ul

Store at 4C short term. Aliquot and store at -20C long term. Avoid freeze-thaw cycles.

[www.novusbio.com](http://www.novusbio.com)



[technical@novusbio.com](mailto:technical@novusbio.com)

Protocols, Publications, Related Products, Reviews, Research Tools and Images at:  
[www.novusbio.com/NBP2-14207](http://www.novusbio.com/NBP2-14207)

Updated 12/2/2025 v.20.1

Earn rewards for product  
reviews and publications.

Submit a publication at [www.novusbio.com/publications](http://www.novusbio.com/publications)

Submit a review at [www.novusbio.com/reviews/destination/NBP2-14207](http://www.novusbio.com/reviews/destination/NBP2-14207)



**NBP2-14207-25ul**

Lymphotoxin beta/TNFSF3 Antibody - BSA Free

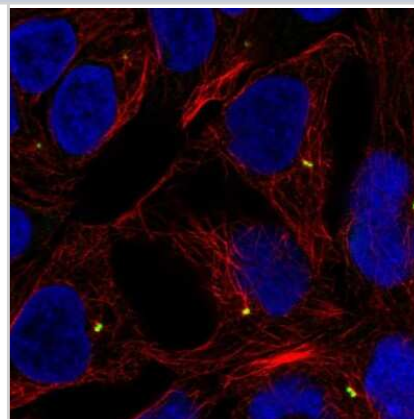
Product Information	
<b>Unit Size</b>	25ul
<b>Concentration</b>	Concentrations vary lot to lot. See vial label for concentration. If unlisted please contact technical services.
<b>Storage</b>	Store at 4C short term. Aliquot and store at -20C long term. Avoid freeze-thaw cycles.
<b>Clonality</b>	Polyclonal
<b>Preservative</b>	0.02% Sodium Azide
<b>Isotype</b>	IgG
<b>Purity</b>	Affinity purified
<b>Buffer</b>	PBS (pH 7.2) and 40% Glycerol

Product Description	
<b>Description</b>	Novus Biologicals Rabbit Lymphotoxin beta/TNFSF3 Antibody - BSA Free (NBP2-14207) is a polyclonal antibody validated for use in IHC and ICC/IF. All Novus Biologicals antibodies are covered by our 100% guarantee.
<b>Host</b>	Rabbit
<b>Gene ID</b>	4050
<b>Gene Symbol</b>	LTB
<b>Species</b>	Human
<b>Immunogen</b>	This antibody was developed against a recombinant protein corresponding to the amino acids: GGLVTETADPGAQAQQGLGFQKLPEEPEPDLSPGLPAAHLIGAPLKGQGLG WETTKEQAFLTSGTQFSD

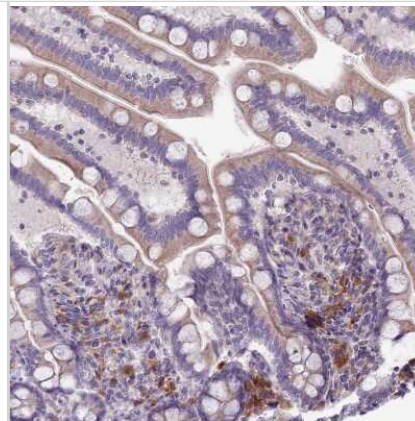
Product Application Details	
<b>Applications</b>	Immunohistochemistry-Paraffin, Immunocytochemistry/ Immunofluorescence, Immunohistochemistry
<b>Recommended Dilutions</b>	Immunohistochemistry 1:200 - 1:500, Immunocytochemistry/ Immunofluorescence 0.25-2 ug/ml, Immunohistochemistry-Paraffin 1:200 - 1:500
<b>Application Notes</b>	For IHC-Paraffin, HIER pH 6 retrieval is recommended. ICC/IF Fixation Permeabilization: Use PFA/Triton X-100.

**Images**

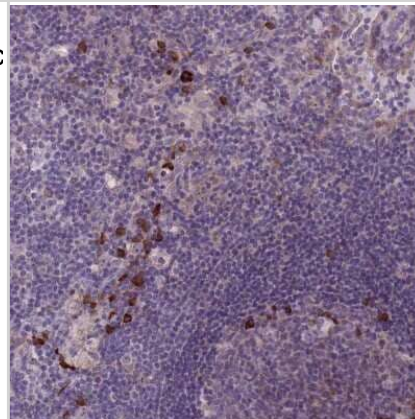
Immunocytochemistry/Immunofluorescence: Lymphotoxin beta/TNFSF3 Antibody [NBP2-14207] - Staining of human cell line RT4 shows localization to centrosome. Antibody staining is shown in green.



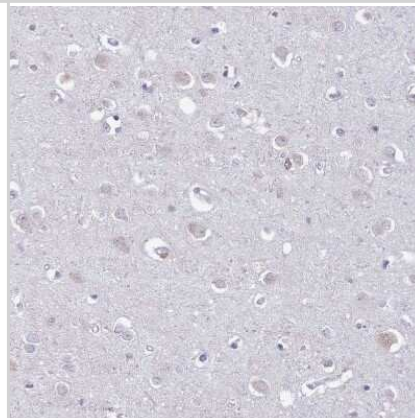
Immunohistochemistry-Paraffin: Lymphotoxin beta/TNFSF3 Antibody [NBP2-14207] - Staining of human small intestine shows moderate positivity in leukocytes.



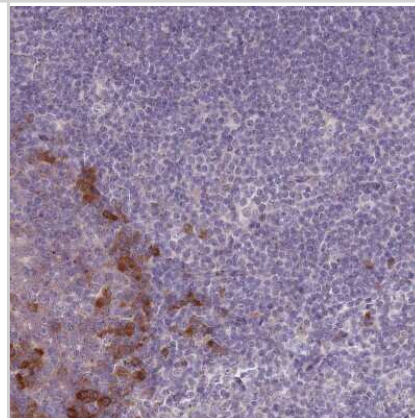
Immunohistochemistry-Paraffin: Lymphotoxin beta/TNFSF3 Antibody [NBP2-14207] - Staining of human lymph node shows strong cytoplasmic positivity in subset of non germinal and germinal center cells.



Immunohistochemistry-Paraffin: Lymphotoxin beta/TNFSF3 Antibody [NBP2-14207] - Staining of human cerebral cortex shows very weak positivity in neurons.



Immunohistochemistry-Paraffin: Lymphotoxin beta/TNFSF3 Antibody [NBP2-14207] - Staining of human tonsil shows moderate positivity in non-germinal center cells.





### **Novus Biologicals USA**

10730 E. Briarwood Avenue  
Centennial, CO 80112  
USA  
Phone: 303.730.1950  
Toll Free: 1.888.506.6887  
Fax: 303.730.1966  
nb-customerservice@bio-techne.com

### **Bio-Techne Canada**

21 Canmotor Ave  
Toronto, ON M8Z 4E6  
Canada  
Phone: 905.827.6400  
Toll Free: 855.668.8722  
Fax: 905.827.6402  
canada.inquires@bio-techne.com

### **Bio-Techne Ltd**

19 Barton Lane  
Abingdon Science Park  
Abingdon, OX14 3NB, United Kingdom  
Phone: (44) (0) 1235 529449  
Free Phone: 0800 37 34 15  
Fax: (44) (0) 1235 533420  
info.EMEA@bio-techne.com

### **General Contact Information**

www.novusbio.com  
Technical Support: nb-technical@bio-techne.com  
Orders: nb-customerservice@bio-techne.com  
General: novus@novusbio.com

### **Limitations**

This product is for research use only and is not approved for use in humans or in clinical diagnosis. Primary Antibodies are guaranteed for 1 year from date of receipt.

For more information on our 100% guarantee, please visit [www.novusbio.com/guarantee](http://www.novusbio.com/guarantee)

Earn gift cards/discounts by submitting a review: [www.novusbio.com/reviews/submit/NBP2-14207](http://www.novusbio.com/reviews/submit/NBP2-14207)

Earn gift cards/discounts by submitting a publication using this product:  
[www.novusbio.com/publications](http://www.novusbio.com/publications)

