

Product Datasheet

CXCL12/SDF-1 Antibody (MM0211-9N26) - Azide and BSA Free **NBP2-12221-0.025mg**

Unit Size: 0.025 mg

Store at 4C. Do not freeze.

www.novusbio.com



technical@novusbio.com

Reviews: 2 Publications: 2

Protocols, Publications, Related Products, Reviews, Research Tools and Images at:
www.novusbio.com/NBP2-12221

Updated 10/20/2025 v.20.1

Earn rewards for product reviews and publications.

Submit a publication at www.novusbio.com/publications

Submit a review at www.novusbio.com/reviews/destination/NBP2-12221



NBP2-12221-0.025mg

CXCL12/SDF-1 Antibody (MM0211-9N26) - Azide and BSA Free

Product Information	
Unit Size	0.025 mg
Concentration	LYOPH mg/ml
Storage	Store at 4C. Do not freeze.
Clonality	Monoclonal
Clone	MM0211-9N26
Preservative	No Preservative
Reconstitution Instructions	Reconstitute with sterilized PBS to a final concentration of 0.5 mg/ml.
Isotype	IgG1
Purity	Protein G purified
Buffer	Lyophilized from a 0.2 um filtered solution in PBS. 0.025 mg size is provided in liquid form, PBS

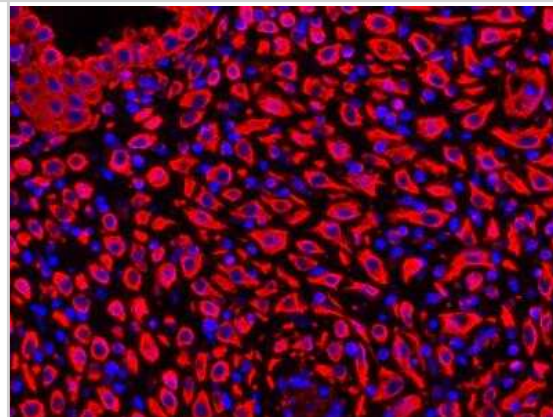
Product Description	
Description	Novus Biologicals Mouse CXCL12/SDF-1 Antibody (MM0211-9N26) - Azide and BSA Free (NBP2-12221) is a monoclonal antibody validated for use in IHC, WB, ELISA, Flow and ICC/IF. Anti-CXCL12/SDF-1 Antibody: Cited in 2 publications. All Novus Biologicals antibodies are covered by our 100% guarantee.
Host	Mouse
Gene ID	6387
Gene Symbol	CXCL12
Species	Human, Rat, Sheep
Reactivity Notes	Use in Rat reported in scientific literature (PMID:32197646). Sheep reactivity from a verified customer review.
Specificity/Sensitivity	Detects human CXCL12 (both 1-alpha and 1 beta).
Immunogen	Human recombinant CXCL12/SDF-1

Product Application Details	
Applications	Western Blot, Immunohistochemistry-Paraffin, ELISA, Flow Cytometry, Immunocytochemistry/ Immunofluorescence, Immunohistochemistry, Immunohistochemistry-Frozen, Block/Neutralize, CyTOF-ready
Recommended Dilutions	Western Blot 1:500-1:1000, Flow Cytometry 1:20-200, ELISA, Immunohistochemistry 1:50-100, Immunocytochemistry/ Immunofluorescence, Immunohistochemistry-Paraffin 1:50-100, Immunohistochemistry-Frozen, CyTOF-ready, Block/Neutralize
Application Notes	This antibody is Cytof ready. IHC-F reported in a verified customer review. Use in Immunocytochemistry/Immunofluorescence reported in scientific literature (PMID:32184090). Use in ELISA reported in scientific literature (PMID:32197646).

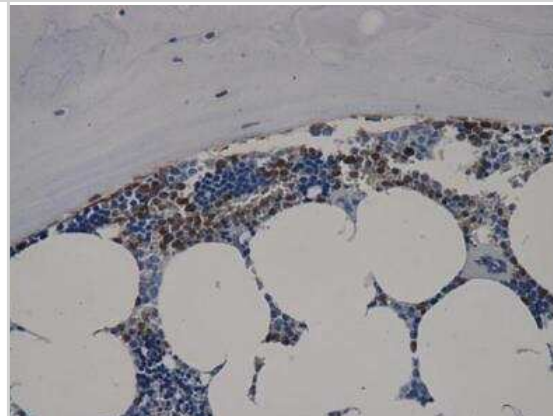


Images

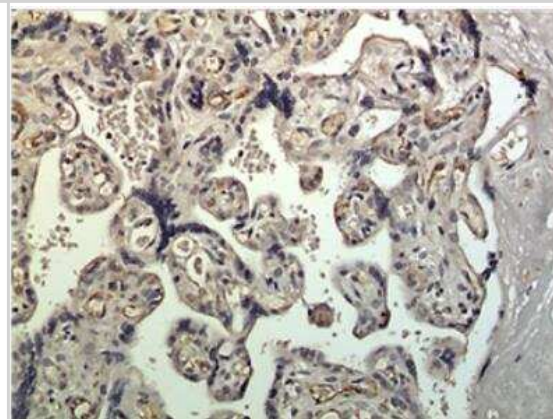
Immunohistochemistry-Frozen: CXCL12/SDF-1 Antibody (MM0211-9N26) [NBP2-12221] - Staining in human uterus tissue.



Immunohistochemistry-Paraffin: CXCL12/SDF-1 Antibody (MM0211-9N26) [NBP2-12221] - CXCL12/SDF1 in sheep bone marrow. Image from verified customer review.



Immunohistochemistry-Paraffin: CXCL12/SDF-1 Antibody (MM0211-9N26) [NBP2-12221] - 10% Buffer formalin fixed and paraffine embedded human placental tissue section (4um) is subjected IHC staining using NBP2-12221. Tissue section was pretreated in citric buffer (pH 6.0) with microwave for antigen retrieval before IHC is applied.



Publications

Sozen E, Yazgan B, Tok Oe et Al. Cholesterol induced autophagy via IRE1/JNK pathway promotes autophagic cell death in heart tissue Metab. Clin. Exp. 2020-03-14 [PMID: 32184090] (IF, Rat)

Details:
H9c2 cell line

Yang Y, Pan Q, Zou K et Al. Administration of allogeneic mesenchymal stem cells in lengthening phase accelerates early bone consolidation in rat distraction osteogenesis model Stem Cell Res Ther 2020-03-20 [PMID: 32197646] (ELISA, Rat)



Novus Biologicals USA

10730 E. Briarwood Avenue
Centennial, CO 80112
USA
Phone: 303.730.1950
Toll Free: 1.888.506.6887
Fax: 303.730.1966
nb-customerservice@bio-techne.com

Bio-Techne Canada

21 Canmotor Ave
Toronto, ON M8Z 4E6
Canada
Phone: 905.827.6400
Toll Free: 855.668.8722
Fax: 905.827.6402
canada.inquires@bio-techne.com

Bio-Techne Ltd

19 Barton Lane
Abingdon Science Park
Abingdon, OX14 3NB, United Kingdom
Phone: (44) (0) 1235 529449
Free Phone: 0800 37 34 15
Fax: (44) (0) 1235 533420
info.EMEA@bio-techne.com

General Contact Information

www.novusbio.com
Technical Support: nb-technical@bio-
techne.com
Orders: nb-customerservice@bio-techne.com
General: novus@novusbio.com

Limitations

This product is for research use only and is not approved for use in humans or in clinical diagnosis. Primary Antibodies are guaranteed for 1 year from date of receipt.

For more information on our 100% guarantee, please visit www.novusbio.com/guarantee

Earn gift cards/discounts by submitting a review: www.novusbio.com/reviews/submit/NBP2-12221

Earn gift cards/discounts by submitting a publication using this product:
www.novusbio.com/publications

